

JIMY™

INDUSTRIAL

PROFESSIONAL QUALITY TOOLS



PRODUCT CATALOGUE 2013-14

HOW TIGHT ARE YA NUTS?



www.jimytools.com.au

CATEGORY INDEX

AIR TOOLS

AIR TOOL KITS	1
DUSTER / BLOW GUN	1
IMPACT WRENCH	1-2
SPRAY GUN	2
RATCHET WRENCH	2
DRILL	3
DIE DRINDER	3
SANDER	3
AIR COMPRESSOR	3
HAMMER	4
MISCELLANEOUS	3-5
>INLET UNI JOINT	4
>THREAD TAPE	4
>AIR TOOL HOLDER	4
>NIBBLER	4
>SHEARS	4
>FILTER / REGULATOR	4
>DISK PAD	5
>SANDING DISC	5
>SAW	5

AUTOMOTIVE

AUTOBODY	93-94
AUTO ELECTRICAL	95-98
>FEELER GAUGES	95
>GENERAL	97-98
>TESTING	95-97
ENGINE	98-107
>ENGINE SERVICE TOOLS	98-101
>FUEL SERVICE TOOLS	102-104
>GENERAL	106-107
>OIL FILTER TOOLS	104
>RADIATOR SERVICE TOOLS	105
>SPARK PLUG TOOLS	105-106
INSPECTION & MAGNETIC TOOLS	107-108
LUBRICATION	110-111
MOTORCYCLE	109-110
PULLERS & DRIVERS	111-114
SCRIBES & O'RING PICKS & TWEEZERS	114
TUBE CUTTERS, BENDING & FLARING	115
UNDERCARRIAGE	116-120
>BRAKE SERVICE TOOLS	116-117
>STEERING SERVICE TOOLS	117-119
>SUSPENSION SERVICE TOOLS	119
>WHEEL SERVICE TOOLS	120

ENGINEERING

BURRS	122-123
DRILLS & STEP DRILLS	121-122
MEASURING	121
VICES	121

OTHER

ENGRAVERS	130
HOSE CLAMPS	130
PIPE BENDERS	130
RIGGING / LIFTING EQUIPMENT	130-131
SPRAYERS	132
WINCHES	132-133

HAND TOOLS

BRUSHES	72
CUT / SCRAPE / SAW	84-86
>BOLT CUTTERS	84
>HOOK & PICK	84
>KNIFE	84
>SHEAR	85
>TIN SNIP	85
>HACKSAW	86
>DEBURRING	86
>SCRAPE	86
FASTENING	60-67
>HEX KEY SETS	60-61
>BIT SETS	62-64
>IN-HEX SOCKET SETS	64-67
>TAMPERPROOF TORX BIT SETS	62,65
>EXTENSION BAR SET	65
FILES	72
FILES SETS	72
MEASURING TAPE	83
PLIERS	75-80
PLIER SETS	73-74
PODGER RATCHET WRENCHES	57
RATCHET SPANNERS	56-57
RATCHET SPANNER SETS	52-53
RIVETERS	81
SCREW, BOLT, STUD EXTRACTORS, RETHREADING TOOLS	87-90
SCREWDRIVERS	83
SCREWDRIVER SETS	82-83
SOCKET ACCESSORIES	41-48
SOCKET RAILS	30-32
SOCKET SETS COMBINATION	33
SOCKETS CRV	34-37
SOCKETS IMPACT	38-40
SOCKET SETS	24-30
SPANNERS	54-55
SPANNER SETS	49-51
STRIKING	68-71
>HAMMER	68-69
>PUNCH & CHISEL	70-71
>PRY BAR	71
>IMPACT DRIVER	71
TOOL BOXES	22-23
TOOL KITS	6-19
TOOL KIT INSERTS	20-21
WELDING, SOLDERING & JOINING	91-92
WRENCHES	58-59
>ADJUSTABLE WRENCH	58
>ANGLE WRENCH	58
>PIPE WRENCH	58-59
>TORQUE WRENCH	59

WORKSHOP

SHOP PRESS	124
HYDRAULICS	129
>PORTA POWER	129
>FOOT PUMP	129
JACKS	124-128
>GARAGE JACKS	124-125
>TRANSMISSION JACK	126
>BOTTLE JACKS	126
>LONG RAM JACKS	127-128



AIR RIVETER KIT



AIR RIVETER 3/16"	
No.	DESCRIPTION
21.063.10	FOR ALUMINIUM RIVETS NOSEPIECES : 3/32IN, 1/8IN, 5/32IN, 3/16IN

AIR TYRE GAUGE



AIR TYRE GAUGE	
No.	DESCRIPTION
21.580.20	0-160PSI, TYRE INFLATOR AND DEFLATOR, DIAL GAUGE, HIGH QUALITY HOSE AND FITTINGS

AIR DUSTER



AIR DUSTER	
No.	DESCRIPTION
21.555.04	100mm, 1/4" BRASS INLET
21.555.20	500mm, 1/4" BRASS INLET

AIR GREASE GUN KIT



AIR GREASE GUN KIT 500cc	
No.	DESCRIPTION
21.006.10	CARTRIDGE OR MANUAL FILL

COMPOSITE IMPACT WRENCH



3/4"
19.0mm

3/4" AIR IMPACT WRENCH	
No.	DESCRIPTION
21.106.30	TWIN HAMMER FORWARD & REVERSE 4 SPEED SETTING WORKING TORQUE: 651FT/LBS MAX TORQUE: 1400FT/LBS

27PC COMBINATION SOCKET SET



3/8"
9.5mm

27PC 3/8"DRIVE COMBINATION SOCKET SET (METRIC)	
No.	DESCRIPTION
41.3038.27	1 - RATCHET 3/8"DR X 130mm, MAX TORQUE: 30 FT/LBS 1 - BREAKER BAR (200mm) 8" 15 - STANDARD METRIC SOCKETS: 8-22mm 10 - DEEP METRIC SOCKETS: 10-19mm

COMPOSITE IMPACT WRENCH



1/2"
12.7mm

1/2" DRIVE AIR IMPACT WRENCH & 4PC IMPACT WHEEL NUT SOCKETS (17,19,21,22MM)	
No.	DESCRIPTION
21.104.15K	TWIN HAMMER, WORKING TORQUE: 580 FT/LBS MAX TORQUE: 880 FT/LBS, FORWARD & REVERSE 5 SPEED SETTING

COMPOSITE IMPACT WRENCH



1/2"
12.7mm

1/2" DRIVE AIR IMPACT WRENCH & 4PC IMPACT WHEEL NUT SOCKETS (17,19,21,22MM)	
No.	DESCRIPTION
21.104.15LK	WITH STANDARD 2" ANVIL, TWIN HAMMER, FORWARD & REVERSE 5 SPEED SETTING, WORKING TORQUE: 580 FT/LBS, MAX TORQUE: 880 FT/LBS

IMPACT WRENCH

1/2"
12.7mm



1/2" DRIVE AIR IMPACT WRENCH	
No.	DESCRIPTION
21.104.10	TWIN HAMMER FORWARD & REVERSE 5 SPEED SETTING MAX TORQUE: 400 FT/LBS

IMPACT WRENCH

3/4"
19.0mm



3/4" DRIVE AIR IMPACT WRENCH	
No.	DESCRIPTION
21.106.10	TWIN HAMMER FORWARD & REVERSE 5 SPEED SETTING MAX TORQUE: 750 FT/LBS

IMPACT WRENCH

1/2"
12.7mm



1/2" DRIVE AIR IMPACT WRENCH	
No.	DESCRIPTION
21.104.10L	6" LONG ANVIL, TWIN HAMMER FORWARD & REVERSE 5 SPEED SETTING MAX TORQUE: 400 FT/LBS

IMPACT WRENCH

3/4"
19.0mm



3/4" DRIVE AIR IMPACT WRENCH	
No.	DESCRIPTION
21.106.10L	6" LONG ANVIL, TWIN HAMMER FORWARD & REVERSE 5 SPEED SETTING MAX TORQUE: 750 FT/LBS

ENGINE SPRAY GUN



ENGINE SPRAY GUN	
No.	DESCRIPTION
21.888.25	ADJUSTABLE SPRAY JET NOZZLE 1 LITRE CAPACITY

SANDBLAST GUN



SANDBLAST GUN	
No.	DESCRIPTION
21.888.30	HEAVY DUTY POT WITH HANGING HOOK 1 LITRE CAPACITY

AIR RATCHET WRENCH

3/8"
9.5mm

1/2"
12.7mm



AIR RATCHET WRENCH	
No.	DESCRIPTION
21.213.40	3/8"DR x LENGTH 270mm
21.214.40	1/2"DR x LENGTH 270mm TWIN PAWL, MAX TORQUE: 50 FT/LBS

AIR RATCHET WRENCH STUBBY

3/8"
9.5mm



AIR RATCHET WRENCH STUBBY	
No.	DESCRIPTION
21.215.40	3/8"DR x LENGTH 130mm, MAX TORQUE: 30 FT/LBS



AIR REVERSIBLE ANGLE DRILL



3/8"
9.5mm

3/8" DRIVE AIR REVERSIBLE ANGLE DRILL	
No.	DESCRIPTION
21.403.10	FREE SPEED: 1,700 RPM OVERALL LENGTH - 210MM, HEAD LENGTH: 90MM

AIR REVERSIBLE DRILL



3/8"
9.5mm

1/2"
12.7mm

AIR REVERSIBLE ANGLE DRILL KEYLESS CHUCK	
No.	DESCRIPTION
21.403.40	3/8"DR, FREE SPEED: 1,800RPM
21.404.40	1/2"DR, FREE SPEED: 450RPM VARIABLE TRIGGER SPEED CONTROL

AIR DIE GRINDER



1/4"
6.3mm

AIR DIE GRINDER MINI 1/4" COLLET	
No.	DESCRIPTION
21.322.05	LENGTH 155mm, FREE SPEED: 25,000RPM
21.322.10	LENGTH 178mm, FREE SPEED: 22,000RPM

AIR ANGLE ORBITAL SANDER



AIR ANGLE ORBITAL SANDER	
No.	DESCRIPTION
21.720.10	110 DEGREE 2" ROLOK PAD FREE SPEED: 8,500RPM

6" NON VACUUM RANDOM ORBITAL SANDER - 5MM




6" NON VACUUM RANDOM ORBITAL SANDER - 5MM	
No.	DESCRIPTION
21.722.06	LOW VIBRATION , DURABLE , LIGHTWEIGHT COMPOSITE HOUSING DESIGN, INCLUDES LOW PROFILE BALANCED SANDING PAD

AIR COMPRESSOR 6.5HP



AIR COMPRESSOR 6.5HP	
No.	DESCRIPTION
21.5065	50L TANK, BELT DRIVEN IN-LINE TWIN ALUMINIUM PUMP BRIGGS & STRATTON PETROL ENGINE INCLUDING FILTER REGULATOR, FAD: 300 L/MIN

AIR COMPRESSOR 3HP



AIR COMPRESSOR 3HP	
No.	DESCRIPTION
21.5030B	50L TANK, BELT DRIVEN IN-LINE TWIN ALUMINIUM PUMP ALUMINIUM HOUSING MOTOR INCLUDING FILTER REGULATOR, FAD: 260 L/MIN 15 AMP PLUG

AIR HOSE

Made in Australia



AIR HOSE	
No.	DESCRIPTION
21.970.20	10MM ID X 20M WITH NITTO TYPE FITTINGS
21.970.30	10MM ID X 30M WITH NITTO TYPE FITTINGS
21.970.200	10MM ID X 200M BULK HOSE

AIR INLET JOINT UNIVERSAL SWIVEL



AIR INLET JOINT 1/4" UNIVERSAL SWIVEL	
No.	DESCRIPTION
21.980.22	1/4" UNIVERSAL SWIVEL

MAGNETIC TOOL HOLDER



AIR/POWER TOOL MAGNETIC HOLDER	
No.	DESCRIPTION
21.999.00	SUPPORTS A TOTAL WEIGHT OF UP TO 15kg ON ANY METAL SURFACE *IMPACT WRENCH & SOCKETS EXCLUDED

THREAD SEAL TAPE



THREAD SEAL TAPE	
No.	DESCRIPTION
21.999.12	12mm x 10M

AIR HAMMER



AIR HAMMER KIT	
No.	DESCRIPTION
21.619.54	190mm, LOW VIBRATION

AIR NIBBLER - PUSH TYPE



AIR NIBBLER - PUSH TYPE	
No.	DESCRIPTION
21.921.10	CUTTING CAPACITY: 1.2mm STEEL FREE SPEED: 2,600RPM

AIR SHEARS PISTOL GRIP



AIR SHEARS PISTOL GRIP	
No.	DESCRIPTION
21.911.10	CUTTING CAPACITY: 1.6mm ALUMINIUM & 1.2mm STEEL

AIR FILTER / REGULATOR



AIR FILTER / REGULATOR	
No.	DESCRIPTION
21.953.201	1/4" USA FITTED SEALS

AIR FILTER / REGULATOR



AIR FILTER / REGULATOR	
No.	DESCRIPTION
21.953.301	3/8" USA FITTED SEALS



DISC PAD



DISC PAD	
No.	DESCRIPTION
21.997.10	2" DISC PAD - VELCRO

2" BACKING PAD



2" BACKING PAD	
No.	DESCRIPTION
21.988.02	INCLUDES 1/4" SHANK FOR DRILL MOUNT ALSO SUITS ROLOK SANDING DISCS

3" BACKING PAD



3" BACKING PAD	
No.	DESCRIPTION
21.988.03	INCLUDES 1/4" SHANK FOR DRILL MOUNT ALSO SUITS ROLOK SANDING DISCS

ROLOK SANDING DISC



ROLOK SANDING DISC (TO SUIT 21.720.10)	
No.	DESCRIPTION
21.993.80	25 x 2" 80 GRIT (BROWN)
21.993.150	25 x 2" 150 GRIT (RED)
21.993.300	25 x 2" 300 GRIT (BLUE)

AIR BODY SAW



AIR BODY SAW	
No.	DESCRIPTION
21.941.10	CUTTING CAPACITY: 1.5mm STROKE LENGTH: 10mm
S21.941.10-1	SPARE BLADE

PREMIUM INDUSTRIAL TOOL KIT RANGE



5 DRAW PREMIUM CANTILEVER

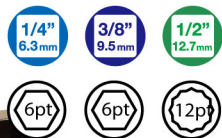


5 DRAWER PREMIUM CANTILEVER TOOL KIT

NO.	DESCRIPTION
41.TB03.05K	5 DRAWER PREMIUM CANTILEVER TOOL KIT
41.TB03.05	5 DRAWER TOOL BOX. BOX SIZE: 537 (W) x 225 (L) x 220mm (H)
41.TBC024SPAN.30	24PC COMBINATION RING OPEN-ENDED SPANNER SET (7-21mm & 1/4"-15/16")
SOCKETS CRV STD	1/4" DRIVE SOCKETS - STD - CRV (4-12mm)
	1/4" DRIVE SOCKETS - STD - CRV (3/8"-1/2")
	3/8" DRIVE SOCKETS - STD - CRV (9-19mm)
	3/8" DRIVE SOCKETS - STD - CRV (3/8"-3/4")
	1/2" DRIVE SOCKETS - STD - CRV (10-21mm)
	1/2" DRIVE SOCKETS - STD - CRV (3/8"-15/16")
43.38SP.16	SPARK PLUG SOCKET 3/8" DRIVE 16mm
43.12SP.21	SPARK PLUG SOCKET 1/2" DRIVE 21mm
41.SA61.14V	ADAPTER 3/8"F x 1/4"M - CRV
41.SA2.12	SLIDING T HANDLE 1/2"DRIVE 250mm
41.SA47.14	1/4" TEARDROP REVERSIBLE RATCHET HANDLE 72T
41.SA47.38	3/8" TEARDROP REVERSIBLE RATCHET HANDLE 72T
41.SA47.12	1/2" TEARDROP REVERSIBLE RATCHET HANDLE 72T
41.SA72.12V	1/2" DRIVE UNIVERSAL JOINT CRV
41.SA38.03	3/8" DRIVE x 3" EXTENSION BAR
41.SA12.05	1/2" DRIVE X 5" EXTENSION BAR
41.SA12.10	1/2" DRIVE x 10" EXTENSION BAR
41.SA16.14	1/4" SPINNER HANDLE
41.3475.10	8.5" COMBINATION PLIER
41.3342.08	8" LONG NOSE PLIER
41.3340.06	6" SIDE CUTTING PLIER
AS.JAN.825	8" TOWER PINCER PLIER
41.LP06.250	10" CURVED JAW LOCKING PLIERS
41.3110.10	10" MULTI-GRIP PLIER
41.AW04.10	10" ADJUSTABLE WRENCH
41.784.30	10" TIN SNIPS CIRCULAR PATTERN
41.993.10	STANLEY KNIFE - SK5 BLADE
41.SD07.10	7PC SCREWDRIVER SET
41.2609.16	16OZ BALL PEIN HAMMER
41.994.12	HACKSAW - 12" X 24TPI
41.038.10	38PC BIT SET WITH 1/4" RATCHET
41.992.05	5M TAPE MEASURE
41.009.50	9PC L HANDLE HEX KEY SET - MM
41.009.55	9PC L HANDLE HEX KEY SET - SAE
51.285.36M	36PC COMBO FEELER GAUGE SET
41.006.00	3PC BRUSH SET

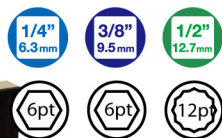


6 DRAW PREMIUM TOOL KIT



6 DRAWER PREMIUM TOOL KIT	
No.	DESCRIPTION
41.TB03.06K	6 DRAWER PREMIUM TOOL KIT
41.TB03.06	6 DRAW TOP TOOL BOX BOX SIZE: 660MM (W) X 307MM (L) X 374MM (H) TRAY 1
41.TEVA.01F	81PC SOCKET ACCESSORY TRAY 1/4"Dr 6pt Sockets - 4-14mm & 5/32-1/2" 3/8"Dr 6pt Sockets - 9-19mm & 3/8"13/16" 1/2" Dr 12pt Sockets - 8-32mm & 1/2"-1-1/4" TRAY 2
41.TEVA.02F	11PC INSERT TRAY 8PC SCREWDRIVER SET, 5M TAPE MEASURE, 10" MULTIGRIP PLIER TRAY 3
41.TEVA.03F	26PC COMBINATION SPANNER SET TRAY 7,8,9,10,11,12,13,14,15,16,17,18,19,21MM 1/4", 5/16", 3/8", 7/16", 1/2", 9/16", 5/8", 11/16", 3/4", 13/16", 7/8", 15/16" TRAY 4
41.TEVA.04F	4PC CIRCLIP PLIER TRAY 7" INTERNAL/EXTERNAL STRAIGHT/BENT TRAY 5
41.TEVA.05F	3PC INSERT TRAY 6 & 8" ADJUSTABLE WRENCH, 10" CURVED JAW LOCKING PLIER TRAY 6
41.TEVA.06F	3PC PLIER TRAY 8.5" COMBINATION PLIER, 8" LONG NOSE PLIER, 6" SIDE CUTTING PLIER
41.2609.16	16OZ BALL PEIN HAMMER
41.994.12	HACKSAW - 12" X 24TPI
41.038.10	38PC BIT SET WITH 1/4" RATCHET
41.SD06.10	6PC PRECISION SCREWDRIVER SET
41.009.50	9PC L HANDLE HEX KEY SET - MM
41.009.55	9PC L HANDLE HEX KEY SET - SAE

8 DRAW PREMIUM TOOL KIT



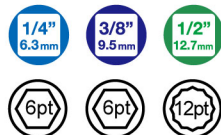
8 DRAWER PREMIUM TOOL KIT	
No.	DESCRIPTION
41.TB03.10K	8 DRAWER PREMIUM TOOL KIT
41.TB03.08	8 DRAW TOP TOOL BOX BOX SIZE: 660MM (W) X 307MM (L) X 427MM (H) TRAY 1
41.TEVA.01F	81PC SOCKET ACCESSORY TRAY 1/4"Dr 6pt Sockets - 4-14mm & 5/32-1/2" 3/8"Dr 6pt Sockets - 9-19mm & 3/8"13/16" 1/2" Dr 12pt Sockets - 8-32mm & 1/2"-1-1/4" TRAY 2
41.TEVA.02F	11PC INSERT TRAY 8PC SCREWDRIVER SET, 5M TAPE MEASURE, 10" MULTIGRIP PLIER TRAY 3
41.TEVA.03F	26PC COMBINATION SPANNER SET TRAY 7,8,9,10,11,12,13,14,15,16,17,18,19,21MM 1/4", 5/16", 3/8", 7/16", 1/2", 9/16", 5/8", 11/16", 3/4", 13/16", 7/8", 15/16" TRAY 4
41.TEVA.04F	4PC CIRCLIP PLIER TRAY 7" INTERNAL/EXTERNAL STRAIGHT/BENT TRAY 5
41.TEVA.05F	3PC INSERT TRAY 6 & 8" ADJUSTABLE WRENCH, 10" CURVED JAW LOCKING PLIER TRAY 6
41.TEVA.06F	3PC PLIER TRAY 8.5" COMBINATION PLIER, 8" LONG NOSE PLIER, 6" SIDE CUTTING PLIER
41.2609.16	16OZ BALL PEIN HAMMER
41.994.12	HACKSAW - 12" X 24TPI
41.038.10	38PC BIT SET WITH 1/4" RATCHET
41.SD06.10	6PC PRECISION SCREWDRIVER SET
41.009.50	9PC L HANDLE HEX KEY SET - MM
41.009.55	9PC L HANDLE HEX KEY SET - SAE

10 DRAW PREMIUM TOOL KIT



No.	SPEC
51.285.36M	36PC COMO FEELER GAUGE SET
41.009.50	9PC HANDLE BALL NOSE HEX KEY SET - MM
41.009.55	9PC HANDLE BALL NOSE HEX KEY SET - SAE

10 DRAW PREMIUM TOOL KIT



No.	SPEC
51.285.36M	36PC COMO FEELER GAUGE SET
41.009.50	9PC HANDLE BALL NOSE HEX KEY SET - MM
41.009.55	9PC HANDLE BALL NOSE HEX KEY SET - SAE

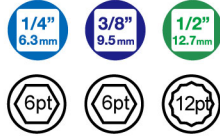
10 DRAWER PREMIUM TOOL KIT

No.	DESCRIPTION
41.TB03.10KW	10 DRAWER PREMIUM TOOL KIT
41.TB03.10KW	10 DRAWER PREMIUM TOOL KIT
41.TB03.10	10 DRAW TOP TOOL BOX.
	BOX SIZE: 660MM (W) X 455MM (L) X 483MM (H)
	DEEP TRAY 1
41.TEVAD.01F	97PC SOCKET ACCESSORY TRAY
	1/4"Dr 6pt Sockets - 4-14mm & 5/32-1/2"
	3/8"Dr 6pt Sockets - 9-19mm & 3/8"- 13/16"
	1/2" Dr 12pt Sockets - 8-32mm & 1/2"-1-1/4"
	TRAY 3
41.TEVA.03F	26PC COMBINATION SPANNER SET TRAY
	7,8,9,10,11,12,13,14,15,16,17,18,19,21MM
	1/4", 5/16", 3/8", 7/16", 1/2", 9/16", 5/8", 11/16", 3/4", 13/16", 7/8", 15/16"
	FILLER TRAY 1
41.TEVAF.01F	8PC SCREWDRIVER SET TRAY
41.SD06.10	6PC PRECISION SCREWDRIVER SET
41.2609.16	16OZ BALL PEIN HAMMER
41.992.05	5M TAPE MEASURE
41.3110.10	10" MULTIGRIP PLIER
41.993.10	STANLY KNIFE
41.3251.07	7" EXTERNAL STRAIGHT CIRCLIP PLIER
41.3253.07	7" EXTERNAL BENT CIRCLIP PLIER
41.3255.07	7" INTERNAL STRAIGHT CIRCLIP PLIER
41.3257.07	7" INTERNAL BENT CIRCLIP PLIER
41.LP06.250	10" CURVED JAW LOCKING PLIER
41.AW03.10	10" ADJUSTABLE WRENCH
41.3475.10	8-1/2" COMBINATION PLIER
41.3340.06	6" SIDE CUTTING PLIER
41.3342.08	8" LONG NOSE PLIER
41.038.10	38PC BIT AND 1/4"DR WRENCH SET
41.994.12	HACKSAW - 12" X 24TPI

10 DRAWER PREMIUM TOOL KIT

No.	DESCRIPTION
41.TB03.11KW	10 DRAWER PREMIUM TOOL KIT
41.TB03.11KW	10 DRAWER PREMIUM TOOL KIT
41.TB03.10	10 DRAW TOP TOOL BOX.
	BOX SIZE: 660MM (W) X 455MM (L) X 483MM (H)
	DEEP TRAY 1
41.TEVAD.01F	97PC SOCKET ACCESSORY TRAY
	1/4"Dr 6pt Sockets - 4-14mm & 5/32-1/2"
	3/8"Dr 6pt Sockets - 9-19mm & 3/8"- 13/16"
	1/2" Dr 12pt Sockets - 8-32mm & 1/2"-1-1/4"
	TRAY 3
41.TEVA.03F	26PC COMBINATION SPANNER SET TRAY
	7,8,9,10,11,12,13,14,15,16,17,18,19,21MM
	1/4", 5/16", 3/8", 7/16", 1/2", 9/16", 5/8", 11/16", 3/4", 13/16", 7/8", 15/16"
	FILLER TRAY 1
41.TEVAF.01F	8PC SCREWDRIVER SET TRAY
	DEEP TRAY 4
	26PC COMBINATION RATCHETING SPANNER TRAY
	8,9,10,11,12,13,14,15,16,17,18,19,21MM
	1/4", 5/16", 3/8", 7/16", 1/2", 9/16", 5/8", 11/16", 3/4", 13/16", 7/8", 15/16", 1"
41.SD06.10	6PC PRECISION SCREWDRIVER SET
41.2609.16	16OZ BALL PEIN HAMMER
41.992.05	5M TAPE MEASURE
41.3110.10	10" MULTIGRIP PLIER
41.993.10	STANLY KNIFE
41.3251.07	7" EXTERNAL STRAIGHT CIRCLIP PLIER
41.3253.07	7" EXTERNAL BENT CIRCLIP PLIER
41.3255.07	7" INTERNAL STRAIGHT CIRCLIP PLIER
41.3257.07	7" INTERNAL BENT CIRCLIP PLIER
41.LP06.250	10" CURVED JAW LOCKING PLIER
41.AW03.10	10" ADJUSTABLE WRENCH
41.3475.10	8-1/2" COMBINATION PLIER
41.3340.06	6" SIDE CUTTING PLIER
41.3342.08	8" LONG NOSE PLIER
41.038.10	38PC BIT AND 1/4"DR WRENCH SET
41.994.12	HACKSAW - 12" X 24TPI

8 DRAWER 42" EXTRA WIDE TOOL KIT



EXTRA WIDE
EXTRA DEEP
EXTRA ORDINARY

8 DRAWER 42" EXTRA WIDE TOOL KIT

No.	DESCRIPTION
41.TB04.10KW	8 DRAWER 42" EXTRA WIDE TOOL KIT
41.TB04.08	8 DRAW TOP TOOL BOX SIZE: 1050MM (W) X 445MM (L) X 522MM (H) DEEP TRAY 1
41.TEVA01F	97PC SOCKET ACCESSORY TRAY 1/4"Dr 6pt Sockets - 4-14mm & 5/32-1/2" 3/8"Dr 6pt Sockets - 9-19mm & 3/8"- 13/16" 1/2" Dr 12pt Sockets - 8-32mm & 1/2"-1-1/4"
41.TEVA01F	TRAY 2
41.TEVA01F	8PC SCREWDRIVER SET TRAY TRAY 3
41.TEVA03F	26PC COMBINATION SPANNER SET TRAY 7,8,9,10,11,12,13,14,15,16,17,18,19,21MM 1/4", 5/16", 3/8", 7/16", 1/2", 9/16", 5/8", 11/16", 3/4", 13/16", 7/8", 15/16"
41.TEVA04F	TRAY 4 4PC CIRCLIP PLIER TRAY 7" INTERNAL/EXTERNAL STRAIGHT/BENT TRAY 5
41.TEVA05F	3PC INSERT TRAY 6 & 8" ADJUSTABLE WRENCH, 10" CURVED JAW LOCKING PLIER TRAY 6
41.TEVA06F	3PC PLIER TRAY 8.5" COMBINATION PLIER, 8" LONG NOSE PLIER, 6" SIDE CUTTING PLIER
41.2609.16	16OZ BALL PEIN HAMMER
41.994.12	HACKSAW - 12" X 24TPI
41.038.10	38PC BIT SET WITH 1/4" RATCHET
41.992.05	5M TAPE MEASURE
41.009.50	9PC L HANDLE HEX KEY SET - MM
41.009.55	9PC L HANDLE HEX KEY SET - SAE

15 DRAW PREMIUM TOOL KIT



15 DRAWER PREMIUM TOOL KIT

No.	DESCRIPTION
41.TB03.20K	15 DRAWER PREMIUM TOOL KIT
41.TB03.08	8 DRAW TOP TOOL BOX. BOX SIZE: 660MM (W) X 307MM (L) X 427MM (H)
41.TB03.07	7 DRAW ROLLER CABINET. BOX SIZE: 670MM (W) X 460MM (L) X 812MM (H) TRAY 1
41.TEVA01F	81PC SOCKET ACCESSORY TRAY 1/4"Dr 6pt Sockets - 4-14mm & 5/32-1/2" 3/8"Dr 6pt Sockets - 9-19mm & 3/8"- 13/16" 1/2" Dr 12pt Sockets - 8-32mm & 1/2"-1-1/4"
41.TEVA01F	TRAY 2
41.TEVA02F	11PC INSERT TRAY 8PC SCREWDRIVER SET, 5M TAPE MEASURE, 10" MULTIGRIP PLIER TRAY 3
41.TEVA03F	26PC COMBINATION SPANNER SET TRAY 7,8,9,10,11,12,13,14,15,16,17,18,19,21MM 1/4", 5/16", 3/8", 7/16", 1/2", 9/16", 5/8", 11/16", 3/4", 1 3/16", 7/8", 15/16"
41.TEVA04F	TRAY 4 4PC CIRCLIP PLIER TRAY 7" INTERNAL/EXTERNAL STRAIGHT/BENT TRAY 5
41.TEVA05F	3PC INSERT TRAY 6 & 8" ADJUSTABLE WRENCH, 10" CURVED JAW LOCKING PLIER TRAY 6
41.TEVA06F	3PC PLIER TRAY 8.5" COMBINATION PLIER, 8" LONG NOSE PLIER, 6" SIDE CUTTING PLIER DEEP TRAY 4 (FITS 7 DRAW ROLLER CAB)
41.TEVA04F	26PC COMBINATION RATCHETING SPANNER TRAY 8,9,10,11,12,13,14,15,16,17,18,19,21MM 1/4", 5/16", 3/8", 7/16", 1/2", 9/16", 5/8", 11/16", 3/4", 13/16", 7/8", 15/16", 1"
41.2609.16	16OZ BALL PEIN HAMMER

No.	SPEC
41.994.12	HACKSAW - 12" X 24TPI
41.038.10	38PC BIT SET WITH 1/4" RATCHET
41.SD06.10	6PC PRECISION SCREWDRIVER SET
41.009.50	9PC L HANDLE BALL NOSE HEX KEY SET - MM
41.009.55	9PC L HANDLE BALL NOSE HEX KEY SET - SAE

13 DRAW PREMIUM TOOL KIT



No.	DESCRIPTION
41.994.12	HACKSAW - 12" X 24TPI
41.038.10	38PC BIT SET WITH 1/4" RATCHET
41.SD06.10	6PC PRECISION SCREWDRIVER SET
41.009.50	9PC L HANDLE BALL NOSE HEX KEY SET - MM
41.009.55	9PC L HANDLE BALL NOSE HEX KEY SET - SAE

13 DRAWER PREMIUM TOOL KIT

No.	DESCRIPTION
41.TB03.25K	13 DRAWER PREMIUM TOOL KIT
41.TB03.06	6 DRAW TOP TOOL BOX. BOX SIZE: 660MM (W) X 307MM (L) X 374MM (H)
41.TB03.07	7 DRAW ROLLER CABINET. BOX SIZE: 670MM (W) X 460MM (L) X 812MM (H)
	TRAY 1
41.TEVA.01F	81PC SOCKET ACCESSORY TRAY 1/4"Dr 6pt Sockets - 4-14mm & 5/32-1/2" 3/8"Dr 6pt Sockets - 9-19mm & 3/8"- 13/16" 1/2" Dr 12pt Sockets - 8-32mm & 1/2"-1-1/4"
	TRAY 2
41.TEVA.02F	11PC INSERT TRAY 8PC SCREWDRIVER SET, 5M TAPE MEASURE, 10" MULTIGRIP PLIER
	TRAY 3
41.TEVA.03F	26PC COMBINATION SPANNER SET TRAY 7,8,9,10,11,12,13,14,15,16,17,18,19,21MM 1/4", 5/16", 3/8", 7/16", 1/2", 9/16", 5/8", 11/16", 3/4", 13/16", 7/8", 15/16"
	TRAY 4
41.TEVA.04F	4PC CIRCLIP PLIER TRAY 7" INTERNAL/EXTERNAL STRAIGHT/BENT
	TRAY 5
41.TEVA.05F	3PC INSERT TRAY 6 & 8" ADJUSTABLE WRENCH, 10" CURVED JAW LOCKING PLIER
	TRAY 6
41.TEVA.06F	3PC PLIER TRAY 8.5" COMBINATION PLIER, 8" LONG NOSE PLIER, 6" SIDE CUTTING PLIER
41.2609.16	16OZ BALL PEIN HAMMER

21 DRAWER 42" EXTRA WIDE TOOL KIT



EXTRA WIDE
EXTRA DEEP
EXTRA ORDINARY

21 DRAWER 42" EXTRA WIDE TOOL KIT

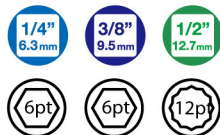
No.	DESCRIPTION
41.TB04.20KW	21 DRAWER 42" EXTRA WIDE TOOL KIT
41.TB04.08	8 DRAW TOP TOOL BOX. BOX SIZE: 1050MM (W) X 445MM (L) X 522MM (H)
41.TB04.13	13 DRAW ROLLER CABINET. BOX SIZE: 1066MM (W) X 458MM (L) X 1008MM (H)
	DEEP TRAY 1
41.TEVAD.01F	97PC SOCKET ACCESSORY TRAY 1/4"Dr 6pt Sockets - 4-14mm & 5/32-1/2" 3/8"Dr 6pt Sockets - 9-19mm & 3/8"- 13/16" 1/2" Dr 12pt Sockets - 8-32mm & 1/2"-1-1/4"
	TRAY 2
41.TEVAF.01F	8PC SCREWDRIVER SET TRAY
	TRAY 3
41.TEVA.03F	26PC COMBINATION SPANNER SET TRAY 7,8,9,10,11,12,13,14,15,16,17,18,19,21MM 1/4", 5/16", 3/8", 7/16", 1/2", 9/16", 5/8", 11/16", 3/4", 13/16", 7/8", 15/16"
	TRAY 4
41.TEVA.04F	4PC CIRCLIP PLIER TRAY 7" INTERNAL/EXTERNAL STRAIGHT/BENT
	TRAY 5
41.TEVA.05F	3PC INSERT TRAY 6 & 8" ADJUSTABLE WRENCH, 10" CURVED JAW LOCKING PLIER
	TRAY 6
41.TEVA.06F	3PC PLIER TRAY 8.5" COMBINATION PLIER, 8" LONG NOSE PLIER, 6" SIDE CUTTING PLIER
41.2609.16	16OZ BALL PEIN HAMMER
41.994.12	HACKSAW - 12" X 24TPI
41.038.10	38PC BIT SET WITH 1/4" RATCHET
41.992.05	5M TAPE MEASURE
41.009.50	9PC L HANDLE HEX KEY SET - MM
41.009.55	9PC L HANDLE HEX KEY SET - SAE

17 DRAW PREMIUM TOOL KIT



17 DRAWER PREMIUM TOOL KIT	
No.	DESCRIPTION
41.TB03.20KW	17 DRAWER PREMIUM TOOL KIT
41.TB03.10	10 DRAW TOP TOOL BOX. BOX SIZE: 660MM (W) X 455MM (L) X 483MM (H)
41.TB03.07	7 DRAW ROLLER CABINET. BOX SIZE: 670MM (W) X 460MM (L) X 812MM (H) DEEP TRAY 1
41.TEVAD.01F	97PC SOCKET ACCESSORY TRAY 1/4"Dr 6pt Sockets - 4-14mm & 5/32-1/2" 3/8"Dr 6pt Sockets - 9-19mm & 3/8"- 13/16" 1/2" Dr 12pt Sockets - 8-32mm & 1/2"-1-1/4" DEEP TRAY 2
41.TEVA.02F	26PC SPANNER SET TRAY - MM 6,7,8,9,10,11,12,13,14,15,16,17,18,19,21,22,23,24,25,26, 27,28,29,30,32MM DEEP TRAY 3
41.TEVAD.03F	16PC SPANNER SET TRAY - SAE 1/4", 5/16", 3/8", 7/16", 1/2", 9/16", 5/8", 11/16", 3/4", 13/16", 7/8", 15/16", 1", 1-1/16", 1-1/8", 1-1/4" DEEP TRAY 4
41.TEVAD.04F	26PC COMBINATION RATCHETING SPANNER TRAY 8,9,10,11,12,13,14,15,16,17,18,19,21MM 1/4", 5/16", 3/8", 7/16", 1/2", 9/16", 5/8", 11/16", 3/4", 13/16", 7/8", 15/16", 1"
41.SD12.10	12PC GO THROUGH SCREWDRIVER SET [+] 4 X 200MM, 3 X 150MM, 2 X 150MM, 1 X 100MM, 0 X 75MM, 2 X 38MM [-] 9.5 X 200MM, 8 X 150MM, 6 X 100MM, 5 X 100MM, 3 X 75MM, 6 X 38MM
41.SD06.10	6PC PRECISION SCREWDRIVER SET
41.2609.16	16OZ BALL PEIN HAMMER
41.992.05	5M TAPE MEASURE
41.3110.10	10" MULTIGRIP PLIER
41.993.10	STANLY KNIFE
41.3251.07	7" EXTERNAL STRAIGHT CIRCLIP PLIER
41.3253.07	7" EXTERNAL BENT CIRCLIP PLIER
41.3255.07	7" INTERNAL STRAIGHT CIRCLIP PLIER
41.3257.07	7" INTERNAL BENT CIRCLIP PLIER
41.LP06.250	10" CURVED JAW LOCKING PLIER
41.AW03.08	8" ADJUSTABLE WRENCH
41.AW03.10	10" ADJUSTABLE WRENCH
41.3475.10	8-1/2" COMBINATION PLIER
41.3340.06	6" SIDE CUTTING PLIER
41.3342.08	8" LONG NOSE PLIER
41.038.10	38PC BIT AND 1/4"DR WRENCH SET
41.994.12	HACKSAW - 12" X 24TPI
51.285.36M	36PC COMO FEELER GAUGE SET
41.009.50	9PC HANDLE BALL NOSE HEX KEY SET - MM
41.009.55	9PC HANDLE BALL NOSE HEX KEY SET - SAE

17 DRAWER 'GIANT' TOOL KIT



No.	DESCRIPTION
61.110.29	25PC DRILL SET - SAE
91.060.10	60PC ASSORTED HOSE CLAMPS
51.006.01	OVAL TELESCOPIC INSPECTION MIRROR
51.006.02	ROUND TELESCOPIC INSPECTION MIRROR - 32MM
51.006.09	INSPECTION MIRROR 89 X 51MM
51.006.08	MAGNETIC PICK UP TOOL - 8.0LBS

41.TB03.30K	
No.	DESCRIPTION
41.TB03.30K	17 DRAWER PREMIUM TOOL KIT
41.TB03.10	10 DRAW TOP TOOL BOX. BOX SIZE: 660MM (W) X 455MM (L) X 483MM (H)
41.TB03.07	7 DRAW ROLLER CABINET. BOX SIZE: 670MM (W) X 460MM (L) X 812MM (H) DEEP TRAY 1
41.TEVA01F	97PC SOCKET ACCESSORY TRAY 1/4"Dr 6pt Sockets - 4-14mm & 5/32-1/2" 3/8"Dr 6pt Sockets - 9-19mm & 3/8"- 13/16" 1/2" Dr 12pt Sockets - 8-32mm & 1/2"-1-1/4" DEEP TRAY 2
41.TEVA02F	26PC SPANNER SET TRAY - MM 6,7,8,9,10,11,12,13,14,15,16,17,18,19,21,22,23,24,25,26, 27,28,29,30,32MM DEEP TRAY 3
41.TEVA03F	16PC SPANNER SET TRAY - SAE 1/4", 5/16", 3/8", 7/16", 1/2", 9/16", 5/8", 11/16", 3/4", 13/16", 7/8", 15/16" 1", 1-1/16", 1-1/8", 1-1/4" DEEP TRAY 4
41.TEVA04F	26PC COMBINATION RATCHETING SPANNER TRAY 8,9,10,11,12,13,14,15,16,17,18,19,21MM 1/4", 5/16", 3/8", 7/16", 1/2", 9/16", 5/8", 11/16", 3/4", 13/16", 7/8", 15/16", 1"
41.3027.20	27PC 3/4" DR COMBINATION SOCKET SET DLX 12PT SOCKETS - 22-50mm & 7/8"-2"
41.4010.SSM	10PC 1/2"DR IMPACT SOCKET SOCKET SET - SAE 7/16", 1/2", 9/16", 5/8", 11/16", 3/4", 13/16", 7/8", 15/16, 1"
41.4012.13M	13pc 1/2" Dr IMPACT SOCKET SET - MM 10,11,12,13,14,15,16,17,18,19,21,22,24MM
41.4020.15	22PC 1/2"DR DEEP IMPACT SOCKET SET - MM 10,11,12,13,14,15,16,17,18,19,20,21,22,23,24,25,26,27, 28,29,30,32MM
41.SD12.10	12PC GO THROUGH SCREWDRIVER SET [+] 4 X 200MM, 3 X 150MM, 2 X 150MM, 1 X 100MM, 0 X 75MM, 2 X 38MM [-] 9.5 X 200MM, 8 X 150MM, 6 X 100MM, 5 X 100MM, 3 X 75MM, 6 X 38MM
41.SD06.10	6PC PRECISION SCREWDRIVER SET
41.2609.05	5PC BALL PEIN HAMMER SET (8,12,16,24,32OZ)
41.2394.30	3LB CLUB HAMMER
41.992.05	5M TAPE MEASURE
41.3110.10	10" MULTIGRIP PLIER
41.3110.16	16" MULTIGRIP PLIER
41.993.10	STANLY KNIFE
41.3251.07	7" EXTERNAL STRAIGHT CIRCLIP PLIER
41.3253.07	7" EXTERNAL BENT CIRCLIP PLIER
41.3255.07	7" INTERNAL STRAIGHT CIRCLIP PLIER
41.3257.07	7" INTERNAL BENT CIRCLIP PLIER
41.004.22	4PC LOCKING PLIER SET (175 & 250MM CURVED JAW, 150 & 225MM LONG NOSE)
41.AW03.08	8" ADJUSTABLE WRENCH
41.AW03.10	10" ADJUSTABLE WRENCH
41.3475.10	8-1/2" COMBINATION PLIER
41.3340.06	6" SIDE CUTTING PLIER
41.3342.08	8" LONG NOSE PLIER
41.783.10	TINS SNIPS LONG AVIATION
41.038.10	38PC BIT AND 1/4"DR WRENCH SET
41.054.10	54PC BIT SET
41.994.12	HACKSAW - 12" X 24TPI
51.285.36M	36PC COMO FEELER GAUGE SET
41.009.50	9PC HANDLE BALL NOSE HEX KEY SET - MM
41.009.55	9PC HANDLE BALL NOSE HEX KEY SET - SAE
41.009.70	9PC HEX BIT SET MM - 100MML
41.009.75	9PC HEX BIT SET SAE - 100MML
41.003.20	3PC TAPER PUNCH SET
41.008.10	8PC PIN PUNCH SET
41.2715.00	5PC FLAT COLD CHISEL SET
41.005.10	4PC HOOK & PICK SET
41.333.00	5PC FILE SET
41.333.05	12PC FILE SET
41.2544.24	25" PRY BAR
41.3550.02	2PC SCRAPER / PRY BAR
51.999.10	1/2"DR FILTER STRAP WRENCH
61.110.25	25PC DRILL SET - MM

CONTENTS MAY VARY. IMAGES FOR REFERENCE ONLY.

23 DRAWER 'BIG DADDY' TOOL KIT



No.	DESCRIPTION
41.038.10	38PC BIT AND 1/4"DR WRENCH SET
41.054.10	54PC BIT SET
41.994.12	HACKSAW - 12" X 24TPI
51.285.36M	36PC COMO FEELER GAUGE SET
41.009.50	9PC HANDLE BALL NOSE HEX KEY SET - MM
41.009.55	9PC HANDLE BALL NOSE HEX KEY SET - SAE
41.009.70	9PC HEX BIT SET MM - 100MML
41.009.75	9PC HEX BIT SET SAE - 100MML
41.003.20	3PC TAPER PUNCH SET
41.008.10	8PC PIN PUNCH SET
41.2715.00	5PC FLAT COLD CHISEL SET
41.005.10	4PC HOOK & PICK SET
41.333.00	5PC FILE SET
41.333.05	12PC FILE SET
41.2544.24	25" PRY BAR
41.3550.02	2PC SCRAPER / PRY BAR
51.999.10	1/2"DR FILTER STRAP WRENCH
61.110.25	25PC DRILL SET - MM
61.110.29	25PC DRILL SET - SAE
61.110.09	9PC DOUBLE CUT BUR SET
61.110.03	3PC STEP DRILL SET
91.060.10	60PC ASSORTED HOSE CLAMPS
51.006.01	OVAL TELESCOPIC INSPECTION MIRROR
51.006.02	ROUND TELESCOPIC INSPECTION MIRROR - 32MM
51.006.09	INSPECTION MIRROR 89 X 51MM
51.006.08	MAGNETIC PICK UP TOOL - 8.0LBS
41.006.00	3PC BRUSH SET
41.993.20	DEBURRING TOOL
41.BC01.24	24" BOLT CUTTER
41.PW01.24	24" ALUMINIUM PIPE WRENCH
51.342.87	3PC LINE CLAMP TRIPLE PACK
51.200.10	LONG PROBE CIRCUIT TESTER
51.210.25	177PC ASSORTED TERMINAL SET
91.901.09	2500KG 9M X 50MM RATCHET TIE DOWNS (X2)
21.002.10	10PC AIR RATCHET KIT 1/2" DR
21.104.15LK	AIR IMPACT WRENCH 1/2" WITH 2" ANVIL SET INCLUDES 4 X IMPACT WHEEL NUT SOCKETS (17,19,21,22MM)

23 DRAWER 'BIG DADDY' TOOL KIT	
No.	DESCRIPTION
41.TB03.30KW	23 DRAWER 'BIG DADDY' TOOL KIT
41.TB03.10	10 DRAW TOP TOOL BOX. BOX SIZE: 660MM (W) X 455MM (L) X 483MM (H)
41.TB03.13	13 DRAW ROLLER CABINET. BOX SIZE: 1070MM (W) X 460MM (L) X 980MM (H) DEEP TRAY 1
41.TEVA01F	97PC SOCKET ACCESSORY TRAY 1/4"Dr 6pt Sockets - 4-14mm & 5/32-1/2" 3/8"Dr 6pt Sockets - 9-19mm & 3/8"- 13/16" 1/2" Dr 12pt Sockets - 8-32mm & 1/2"-1-1/4" DEEP TRAY 2
41.TEVA02F	26PC SPANNER SET TRAY - MM 6,7,8,9,10,11,12,13,14,15,16,17,18,19,21,22,23,24,25,26, 27,28,29,30,32MM DEEP TRAY 3
41.TEVA03F	16PC SPANNER SET TRAY - SAE 1/4", 5/16", 3/8", 7/16", 1/2", 9/16", 5/8", 11/16", 3/4", 13/16", 7/8", 15/16" 1", 1-1/16", 1-1/8", 1-1/4" DEEP TRAY 4
41.TEVA04F	26PC COMBINATION RATCHETING SPANNER TRAY 8,9,10,11,12,13,14,15,16,17,18,19,21MM 1/4", 5/16", 3/8", 7/16", 1/2", 9/16", 5/8", 11/16", 3/4", 13/16", 7/8", 15/16", 1"
41.RWS12.60	12PC COMBINATION STUBBY RATCHETING SPANNER SET 8,9,10,11,12,13,14,15,16,17,18,19MM
41.DRE12M	12PC 75 DEGREE OFFSET RING RING SPANNER SET - MM 6x7, 8x9, 10x11, 12x13, 14x15, 16x17, 18x19, 20x22, 21x23, 24x26, 25x28, 30x32MM
41.005.50	5PC FLARE NUT SET - SAE 3/8"X7/16", 1/2"X9/16", 5/8"X11/16", 3/4"X7/8"
41.005.60	5PC FLARE NUT SET - MM 8X10, 11X13, 12X14, 16X18, 17X19MM
41.3027.20	27PC 3/4" DR COMBINATION SOCKET SET DLX 12PT SOCKETS - 22-50mm & 7/8"-2"
41.0312.20	11 X E TORX SOCKETS 1/4"DR - E4, E5, E6, E7, E8. 3/8" DR - E10, E12, E14, E16, E18.
41.4010.SSM	10PC 1/2"DR IMPACT SOCKET SET - SAE 7/16", 1/2", 9/16", 5/8", 11/16", 3/4", 13/16", 7/8", 15/16, 1"
41.4012.13M	13pc 1/2" Dr IMPACT SOCKET SET - MM 10,11,12,13,14,15,16,17,18,19,21,22,24MM
41.4020.15	22PC 1/2"DR DEEP IMPACT SOCKET SET - MM 10,11,12,13,14,15,16,17,18,19,20,21,22,23,24,25,26,27, 28,29,30,32MM
41.SD12.10	12PC GO THROUGH SCREWDRIVER SET [+] 4 X 200MM, 3 X 150MM, 2 X 150MM, 1 X 100MM, 0 X 75MM, 2 X 38MM [-] 9.5 X 200MM, 8 X 150MM, 6 X 100MM, 5 X 100MM, 3 X 75MM, 6 X 38MM
41.SD06.10	6PC PRECISION SCREWDRIVER SET
41.SD10.10	10PC TAMPERPROOF SCREWDRIVER SET T7, T8, T9, T10, T15, T20, T25, T27, T30, T40
41.2609.05	5PC BALL PEIN HAMMER SET (8,12,16,24,32OZ)
41.2394.04	4LB SLEDGE HAMMER
41.992.05	5M TAPE MEASURE
41.3110.10	10" MULTIGRIP PLIER
41.3110.16	16" MULTIGRIP PLIER
41.993.10	STANLY KNIFE
41.3251.07	7" EXTERNAL STRAIGHT CIRCLIP PLIER
41.3253.07	7" EXTERNAL BENT CIRCLIP PLIER
41.3255.07	7" INTERNAL STRAIGHT CIRCLIP PLIER
41.3257.07	7" INTERNAL BENT CIRCLIP PLIER
41.004.22	4PC LOCKING PLIER SET (175 & 250MM CURVED JAW, 150 & 225MM LONG NOSE)
41.AW03.08	8" ADJUSTABLE WRENCH
41.AW03.10	10" ADJUSTABLE WRENCH
41.AW03.12	12" ADJUSTABLE WRENCH
41.AW03.15	15" ADJUSTABLE WRENCH
41.3475.10	8-1/2" COMBINATION PLIER
41.3340.06	6" SIDE CUTTING PLIER
41.3342.08	8" LONG NOSE PLIER
41.783.10	TINS SNIPS LONG AVIATION

MECHANIC KIT SERIES




8 DRAW MECHANIC'S TOOL KIT



8 DRAW MECHANIC'S TOOL KIT	
No.	DESCRIPTION
41.TB02.10KM	8 DRAW MECHANIC'S TOOL KIT
41.TB03.08	8 DRAW TOP TOOL BOX. BOX SIZE: 660MM (W) X 307MM (L) X 427MM (H) TRAY 1
41.TEVA.01F	81PC SOCKET ACCESSORY TRAY 1/4"Dr 6pt Sockets - 4-14mm & 5/32-1/2" 3/8"Dr 6pt Sockets - 9-19mm & 3/8"13/16" 1/2" Dr 12pt Sockets - 8-32mm & 1/2"-1-1/4" TRAY 2
41.TEVA.02F	11PC INSERT TRAY 8PC SCREWDRIVER SET, 5M TAPE MEASURE, 10" MULTIGRIP PLIER TRAY 3
41.TEVA.03F	26PC COMBINATION SPANNER SET TRAY 7,8,9,10,11,12,13,14,15,16,17,18,19,21MM 1/4", 5/16", 3/8", 7/16", 1/2", 9/16", 5/8", 11/16", 3/4", 13/16", 7/8", 15/16"
41.DRE08M	8PC 75 DEGREE OFFSET RING SPANNER SET - MM 6x7, 8x9, 10x11, 12x13, 14x15, 16x17, 18x19, 21x23MM
41.005.50	4PC FLARE NUT SPANNER SET - SAE 3/8"x7/16", 1/2"x9/16", 5/8"x11/16", 3/4"x7/8"
41.005.60	4PC FLARE NUT SPANNER SET - MM 8x10, 11x13, 12x14, 16x18, 17x19MM
41.SSCF.07	7PC 3/8"Dr CROWFOOT SPANNER SET - SAE 3/8", 7/16", 1/2", 9/16", 5/8", 11/16", 3/4"
41.SSCF.10	10PC 3/8"Dr CROWFOOT SPANNER SET - MM 10,11,12,13,14,15,16,17,18,19MM
41.004.60	4PC TORX FLEX SPANNER SET E6 x 8, E10 x 12, E14 x 18 & E20 x 24
41.0312.20	11 X E TORX SOCKETS 1/4"DR - E4, E5, E6, E7, E8. 3/8" DR - E10, E12, E14, E16, E18.
41.3475.10	8-1/2" COMBINATION PLIER
41.3340.06	6" SIDE CUTTING PLIER
41.3342.08	8" LONG NOSE PLIER
41.3448.08	8" ELECTRONIC CABLE CUTTERS
41.AW03.08	8" ADJUSTABLE WRENCH
41.038.10	38PC BIT SET WITH 1/4" RATCHET
41.SD06.10	6PC PRECISION SCREWDRIVER SET
41.009.50	9PC HANDLE BALL NOSE HEX KEY SET - MM
41.009.55	9PC HANDLE BALL NOSE HEX KEY SET - SAE

10 DRAW MECHANIC'S TOOL KIT



10 DRAW MECHANIC'S TOOL KIT	
No.	DESCRIPTION
41.TB02.10KWM	10 DRAWER MECHANIC'S TOOL KIT
41.TB03.10	10 DRAW TOP TOOL BOX. BOX SIZE: 660MM (W) X 455MM (L) X 483MM (H)
	DEEP TRAY 1
41.TEVA01F	97PC SOCKET ACCESSORY TRAY 1/4"Dr 6pt Sockets - 4-14mm & 5/32-1/2" 3/8"Dr 6pt Sockets - 9-19mm & 3/8"- 13/16" 1/2" Dr 12pt Sockets - 8-32mm & 1/2"-1-1/4"
	TRAY 3
41.TEVA.03F	26PC COMBINATION SPANNER SET TRAY 7,8,9,10,11,12,13,14,15,16,17,18,19,21MM 1/4", 5/16", 3/8", 7/16", 1/2", 9/16", 5/8", 11/16", 3/4", 13/16", 7/8", 15/16"
	DEEP TRAY 4
41.TEVA04F	26PC COMBINATION RATCHETING SPANNER TRAY 8,9,10,11,12,13,14,15,16,17,18,19,21MM 1/4", 5/16", 3/8", 7/16", 1/2", 9/16", 5/8", 11/16", 3/4", 13/16", 7/8", 15/16", 1"
	FILLER TRAY 1
41.TEVAF.01F	8PC PHILLIPS/SLOTTED SCREWDRIVER SET TRAY
41.2014.08M	8PC DEEP 1/4"DR SOCKET SET RAIL - MM 5.5, 6, 7, 8, 9, 10, 11, 12MM
41.2038.08M	8PC DEEP 3/8"DR SOCKET SET RAIL - MM 10, 11, 12, 13, 14, 16, 17, 19MM
41.2012.08M	8PC DEEP 1/2"DR SOCKET SET RAIL - MM 13, 14, 16, 17, 19, 21, 22, 24MM
41.2014.08S	8PC DEEP 1/4"DR SOCKET SET RAIL - SAE 3/16", 7/32", 1/4", 9/32", 5/16", 11/32", 3/8", 7/16"
41.2038.08S	8PC DEEP 3/8"DR SOCKET SET RAIL - SAE 3/8", 7/16", 1/2", 9/16", 5/8", 11/16", 3/4", 13/16"
41.2012.08S	8PC DEEP 1/2"DR SOCKET SET RAIL - SAE 1/2", 9/16", 5/8", 11/16", 3/4", 13/16", 7/8", 15/16"
41.SD06.10	6PC PRECISION SCREWDRIVER SET
41.DRE12M	12PC 75 DEGREE OFFSET RING RING SPANNER SET - MM 6x7, 8x9, 10x11, 12x13, 14x15, 16x17, 18x19, 20x22, 21x23, 24x26, 25x28, 30x32MM
41.005.40	7PC FLARE NUT FLEX SPANNER SET - SAE 5/16", 3/8", 7/17"1/2", 9/16", 5/8", 11/16"
41.005.45	7PC FLARE NUT FLEX SPANNER SET - MM 8,10,11,12,13,14,17MM
41.SSCF.07	7PC 3/8"Dr CROWFOOT SPANNER SET - SAE 3/8", 7/16", 1/2", 9/16", 5/8", 11/16", 3/4"
41.SSCF.10	10PC 3/8"Dr CROWFOOT SPANNER SET - MM 10,11,12,13,14,15,16,17,18,19MM
41.004.60	4PC TORX FLEX SPANNER SET E6 x 8, E10 x 12, E14 x 18 & E20 x 24
41.0312.20	11 X E TORX SOCKETS 1/4"DR - E4, E5, E6, E7, E8. 3/8" DR - E10, E12, E14, E16, E18.
41.LW06.10	6PC FLAT TYPE RING SPANNER SET - MM 8x10, 12x14, 13x15, 16x18, 17x19, 22x24MM
41.004.22	4PC LOCKING PLIER SET 175 & 250MM CURVED JAW, 150 & 225MM LONG NOSE
41.2609.16	16OZ BALL PEIN HAMMER
41.2607.15	NYLON SOFT FACED HAMMER
41.992.05	5M TAPE MEASURE
41.AW03.08	8" ADJUSTABLE WRENCH
41.3475.10	8-1/2" COMBINATION PLIER
41.3340.06	6" SIDE CUTTING PLIER
41.3342.08	8" LONG NOSE PLIER
41.3448.08	8" ELECTRONIC CABLE CUTTERS
41.038.10	38PC BIT AND 1/4"DR WRENCH SET
51.285.36M	36PC COMO FEELER GAUGE SET
41.009.50	9PC HANDLE BALL NOSE HEX KEY SET - MM
41.009.55	9PC HANDLE BALL NOSE HEX KEY SET - SAE
41.025.35	9PC LONG TAMPER STAR & STAR SET
41.006.00	3PC BRUSH SET
41.WB14.02	WOBBLE BAR 1/4"DR X 2"
41.WB14.06	WOBBLE BAR 1/4"DR X 6"
41.WB38.03	WOBBLE BAR 3/8"DR X 3"
41.WB38.06	WOBBLE BAR 3/8"DR X 6"
41.WB12.03	WOBBLE BAR 1/2"DR X 3"

17 DRAW MECHANIC'S TOOL KIT



17 DRAW MECHANIC'S TOOL KIT

No.	DESCRIPTION
41.TB02.20KWM	17 DRAWER MECHANIC'S TOOL KIT
41.TB03.10	10 DRAW TOP TOOL BOX. BOX SIZE: 660MM (W) X 455MM (L) X 483MM (H)
41.TB03.07	7 DRAW ROLLER CABINET. BOX SIZE: 670MM (W) X 460MM (L) X 812MM (H) DEEP TRAY 1
41.TEVAD.01F	97PC SOCKET ACCESSORY TRAY 1/4"Dr 6pt Sockets - 4-14mm & 5/32-1/2" 3/8"Dr 6pt Sockets - 9-19mm & 3/8"- 13/16" 1/2" Dr 12pt Sockets - 8-32mm & 1/2"-1-1/4" TRAY 3
41.TEVA.03F	26PC COMBINATION SPANNER SET TRAY 7,8,9,10,11,12,13,14,15,16,17,18,19,21MM 1/4", 5/16", 3/8", 7/16", 1/2", 9/16", 5/8", 11/16", 3/4", 13/16", 7/8", 15/16" DEEP TRAY 4
41.TEVAD.04F	26PC COMBINATION RATCHETING SPANNER TRAY 8,9,10,11,12,13,14,15,16,17,18,19,21MM 1/4", 5/16", 3/8", 7/16", 1/2", 9/16", 5/8", 11/16", 3/4", 13/16", 7/8", 15/16", 1" FILLER TRAY 1
41.TEVAF.01F	8PC PHILLIPS/SLOTTED SCREWDRIVER SET TRAY
41.2014.08M	8PC DEEP 1/4"DR SOCKET SET RAIL - MM 5.5, 6, 7, 8, 9, 10, 11, 12MM
41.2038.08M	8PC DEEP 3/8"DR SOCKET SET RAIL - MM 10, 11, 12, 13, 14, 16, 17, 19MM
41.2012.08M	8PC DEEP 1/2"DR SOCKET SET RAIL - MM 13, 14, 16, 17, 19, 21, 22, 24MM
41.2014.08S	8PC DEEP 1/4"DR SOCKET SET RAIL - SAE 3/16", 7/32", 1/4", 9/32", 5/16", 11/32", 3/8", 7/16"
41.2038.08S	8PC DEEP 3/8"DR SOCKET SET RAIL - SAE 3/8", 7/16", 1/2", 9/16", 5/8", 11/16", 3/4", 13/16"
41.2012.08S	8PC DEEP 1/2"DR SOCKET SET RAIL - SAE 1/2", 9/16", 5/8", 11/16", 3/4", 13/16", 7/8", 15/16"
41.SD06.10	6PC PRECISION SCREWDRIVER SET
41.DRE12M	12PC 75 DEGREE OFFSET RING RING SPANNER SET - MM 6x7, 8x9, 10x11, 12x13, 14x15, 16x17, 18x19, 20x22, 21x23, 24x26, 25x28, 30x32MM
41.005.40	7PC FLARE NUT FLEX SPANNER SET - SAE 5/16", 3/8", 7/16", 1/2", 9/16", 5/8", 11/16"
41.005.45	7PC FLARE NUT FLEX SPANNER SET - MM 8,10,11,12,13,14,17MM
41.SSCF.07	7PC 3/8"Dr CROWFOOT SPANNER SET - SAE 3/8", 7/16", 1/2", 9/16", 5/8", 11/16", 3/4"
41.SSCF.10	10PC 3/8"Dr CROWFOOT SPANNER SET - MM 10,11,12,13,14,15,16,17,18,19MM
41.004.60	4PC TORX FLEX SPANNER SET E6 x 8, E10 x 12, E14 x 18 & E20 x 24
41.0312.20	11 X E TORX SOCKETS 1/4"DR - E4, E5, E6, E7, E8. 3/8" DR - E10, E12, E14, E16, E18.
41.LW06.10	6PC FLAT TYPE RING SPANNER SET - MM 8x10, 12x14, 13x15, 16x18, 17x19, 22x24MM
41.004.22	4PC LOCKING PLIER SET 175 & 250MM CURVED JAW, 150 & 225MM LONG NOSE
41.2609.16	16OZ BALL PEIN HAMMER
41.2607.15	NYLON SOFT FACED HAMMER
41.992.05	5M TAPE MEASURE
41.AW03.08	8" ADJUSTABLE WRENCH
41.3475.10	8-1/2" COMBINATION PLIER
41.3340.06	6" SIDE CUTTING PLIER
41.3342.08	8" LONG NOSE PLIER
41.3448.08	8" ELECTRONIC CABLE CUTTERS
41.038.10	38PC BIT AND 1/4"DR WRENCH SET
51.285.36M	36PC COMO FEELER GAUGE SET
41.009.50	9PC HANDLE BALL NOSE HEX KEY SET - MM
41.009.55	9PC HANDLE BALL NOSE HEX KEY SET - SAE
41.025.35	9PC LONG TAMPER STAR & STAR SET
41.006.00	3PC BRUSH SET
41.WB14.02	WOBBLE BAR 1/4"DR X 2"
41.WB14.06	WOBBLE BAR 1/4"DR X 6"
41.WB38.03	WOBBLE BAR 3/8"DR X 3"
41.WB38.06	WOBBLE BAR 3/8"DR X 6"
41.WB12.03	WOBBLE BAR 1/2"DR X 3"



17 DRAW MECHANIC'S TOOL KIT



No.	DESCRIPTION
41.006.00	3PC BRUSH SET
41.WB14.02	WOBBLE BAR 1/4"DR X 2"
41.WB14.06	WOBBLE BAR 1/4"DR X 6"
41.WB38.03	WOBBLE BAR 3/8"DR X 3"
41.WB38.06	WOBBLE BAR 3/8"DR X 6"
41.WB12.03	WOBBLE BAR 1/2"DR X 3"
51.998.20	FILTER WRENCH (73-85MM)
51.998.30	FILTER WRENCH (85-95MM)
51.200.10	LONG PROBE CIRCUIT TESTER
51.200.40	IN-LINE SPARK PLUG TESTER
51.342.04	17PC DRAIN PLUG SET
51.006.15	2 IN 1 PICK UP TOOL
51.006.08	MAGNETIC PICK UP TOOL - 8.0 LBS
51.006.09	INSPECTION MIRROR 89 X 51MM
51.006.07	INSPECTION MIRROR DIA. 57MM
51.006.20	PENCIL TORCH
51.007.10	MAGNETIC TRAY
41.993.00	FOLDING UTILITY KNIFE
41.994.12	HACKSAW - 12" X 24TPI
41.993.30	3PC STAINLESS STEEL SCRAPER
41.2544.04	4PC PRY BAR
41.TW04.10	TORQUE WRENCH - 1/2"
51.200.04	DIGITAL MULTIMETER
51.010.30	TRIM TOOL REMOVER
51.930.15	TWEEZERS
41.005.70	IMPACT DRIVER WITH 4 BITS
21.215.40	AIR MINI RATCHET 3/8"DR
21.104.15LK	AIR IMPACT WRENCH 1/2" WITH 2" ANVIL SET INCLUDES 4 X IMPACT WHEEL NUT SOCKETS (17,19,21,22MM)

17 DRAW MECHANIC'S TOOL KIT	
No.	DESCRIPTION
41.TB02.30KM	10 DRAW MECHANIC'S TOOL KIT
41.TB03.10	10 DRAW TOP TOOL BOX. BOX SIZE: 660MM (W) X 455MM (L) X 483MM (H)
41.TB03.07	7 DRAW ROLLER CABINET. BOX SIZE: 670MM (W) X 460MM (L) X 812MM (H) DEEP TRAY 1
41.TEVA0.01F	97PC SOCKET ACCESSORY TRAY 1/4"Dr 6pt Sockets - 4-14mm & 5/32-1/2" 3/8"Dr 6pt Sockets - 9-19mm & 3/8"- 13/16" 1/2" Dr 12pt Sockets - 8-32mm & 1/2"-1-1/4" TRAY 3
41.TEVA.03F	26PC COMBINATION SPANNER SET TRAY 7,8,9,10,11,12,13,14,15,16,17,18,19,21MM 1/4", 5/16", 3/8", 7/16", 1/2", 9/16", 5/8", 11/16", 3/4", 13/16", 7/8", 15/16" DEEP TRAY 4
41.TEVA0.04F	26PC COMBINATION RATCHETING SPANNER TRAY 8,9,10,11,12,13,14,15,16,17,18,19,21MM 1/4", 5/16", 3/8", 7/16", 1/2", 9/16", 5/8", 11/16", 3/4", 13/16", 7/8", 15/16", 1" FILLER TRAY 1
41.TEVA0.01F	8PC PHILLIPS/SLOTTED SCREWDRIVER SET TRAY
41.2014.08M	8PC DEEP 1/4"DR SOCKET SET RAIL - MM 5.5, 6, 7, 8, 9, 10, 11, 12MM
41.2038.08M	8PC DEEP 3/8"DR SOCKET SET RAIL - MM 10, 11, 12, 13, 14, 16, 17, 19MM
41.2012.08M	8PC DEEP 1/2"DR SOCKET SET RAIL - MM 13, 14, 16, 17, 19, 21, 22, 24MM
41.2014.08S	8PC DEEP 1/4"DR SOCKET SET RAIL - SAE 3/16", 7/32", 1/4", 9/32", 5/16", 11/32", 3/8", 7/16"
41.2038.08S	8PC DEEP 3/8"DR SOCKET SET RAIL - SAE 3/8", 7/16", 1/2", 9/16", 5/8", 11/16", 3/4", 13/16"
41.2012.08S	8PC DEEP 1/2"DR SOCKET SET RAIL - SAE 1/2", 9/16", 5/8", 11/16", 3/4", 13/16", 7/8", 15/16"
41.SD06.10	6PC PRECISION SCREWDRIVER SET
41.DRE12M	12PC 75 DEGREE OFFSET RING RING SPANNER SET - MM 6x7, 8x9, 10x11, 12x13, 14x15, 16x17, 18x19, 20x22, 21x23, 24x26, 25x28, 30x32MM
41.005.40	7PC FLARE NUT FLEX SPANNER SET - SAE 5/16", 3/8", 7/16", 1/2", 9/16", 5/8", 11/16"
41.005.45	7PC FLARE NUT FLEX SPANNER SET - MM 8,10,11,12,13,14,17MM
41.SSCF.07	7PC 3/8"Dr CROWFOOT SPANNER SET - SAE 3/8", 7/16", 1/2", 9/16", 5/8", 11/16", 3/4"
41.SSCF.10	10PC 3/8"Dr CROWFOOT SPANNER SET - MM 10,11,12,13,14,15,16,17,18,19MM
41.004.60	4PC TORX FLEX SPANNER SET E6 x 8, E10 x 12, E14 x 18 & E20 x 24
41.0312.20	11 X E TORX SOCKETS 1/4"DR - E4, E5, E6, E7, E8. 3/8" DR - E10, E12, E14, E16, E18.
41.LW06.10	6PC FLAT TYPE RING SPANNER SET - MM 8x10, 12x14, 13x15, 16x18, 17x19, 22x24MM
41.004.22	4PC LOCKING PLIER SET 175 & 250MM CURVED JAW, 150 & 225MM LONG NOSE
41.2609.05	BALL PEIN HAMMER 5PC
41.2607.15	NYLON SOFT FACED HAMMER
41.2568.20	DEAD BLOW HAMMER 1020G
41.992.05	5M TAPE MEASURE
41.AW03.08	8" ADJUSTABLE WRENCH
41.AW03.10	10" ADJUSTABLE WRENCH
41.3475.10	8-1/2" COMBINATION PLIER
41.3340.06	6" SIDE CUTTING PLIER
41.3342.08	8" LONG NOSE PLIER
41.3448.08	8" ELECTRONIC CABLE CUTTERS
41.3251.07	CIRCLIP PLIER EXTERNAL STRAIGHT 7"
41.3253.07	CIRCLIP PLIER EXTERNAL BENT 7"
41.3255.07	CIRCLIP PLIER INTERNAL STRAIGHT 7"
41.3257.07	CIRCLIP PLIER INTERNAL BENT 7"
41.038.10	38PC BIT AND 1/4"DR WRENCH SET
41.042.20	42PC MECHANICS BIT SET
51.285.36M	36PC COMO FEELER GAUGE SET
41.009.50	9PC HANDLE BALL NOSE HEX KEY SET - MM
41.009.55	9PC HANDLE BALL NOSE HEX KEY SET - SAE
41.025.35	9PC LONG TAMPER STAR & STAR SET

CONTENTS MAY VARY. IMAGES FOR REFERENCE ONLY.

23 DRAWER 'MONSTER MECHANIC' TOOL KIT



23 DRAWER 'MONSTER MECHANIC' TOOL KIT

No.	DESCRIPTION
41.TB02.40KWM	23 DRAWER 'MONSTER MECHANIC' TOOL KIT
41.TB03.10	10 DRAW TOP TOOL BOX. BOX SIZE: 660MM (W) X 455MM (L) X 483MM (H)
41.TB03.13	13 DRAW ROLLER CABINET. BOX SIZE: 1070MM (W) X 460MM (L) X 980MM (H) DEEP TRAY 1
41.TEVA01F	97PC SOCKET ACCESSORY TRAY 1/4"Dr 6pt Sockets - 4-14mm & 5/32-1/2" 3/8"Dr 6pt Sockets - 9-19mm & 3/8"- 13/16" 1/2" Dr 12pt Sockets - 8-32mm & 1/2"-1-1/4" DEEP TRAY 2
41.TEVA02F	26PC SPANNER SET TRAY - MM 6,7,8,9,10,11,12,13,14,15,16,17,18,19,21,22,23,24,25,26 .27,28,29,30,32MM DEEP TRAY 3
41.TEVA03F	16PC SPANNER SET TRAY - SAE 1/4", 5/16", 3/8", 7/16", 1/2", 9/16", 5/8", 11/16", 3/4", 13/16", 7/8", 15/16" 1", 1-1/16", 1-1/8", 1-1/4" DEEP TRAY 4
41.TEVA04F	26PC COMBINATION RATCHETING SPANNER TRAY 8,9,10,11,12,13,14,15,16,17,18,19,21MM 1/4", 5/16", 3/8", 7/16", 1/2", 9/16", 5/8", 11/16", 3/4", 13/16", 7/8", 15/16", 1" FILLER TRAY 1
41.TEVA01F	8PC PHILLIPS/SLOTTED SCREWDRIVER SET TRAY
41.2014.08M	8PC DEEP 1/4"DR SOCKET SET RAIL - MM 5.5, 6, 7, 8, 9, 10, 11, 12MM
41.2038.08M	8PC DEEP 3/8"DR SOCKET SET RAIL - MM 10, 11, 12, 13, 14, 16, 17, 19MM
41.2012.08M	8PC DEEP 1/2"DR SOCKET SET RAIL - MM 13, 14, 16, 17, 19, 21, 22, 24MM
41.2014.08S	8PC DEEP 1/4"DR SOCKET SET RAIL - SAE 3/16", 7/32", 1/4", 9/32", 5/16", 11/32", 3/8", 7/16"
41.2038.08S	8PC DEEP 3/8"DR SOCKET SET RAIL - SAE 3/8", 7/16", 1/2", 9/16", 5/8", 11/16", 3/4", 13/16"
41.2012.08S	8PC DEEP 1/2"DR SOCKET SET RAIL - SAE 1/2", 9/16", 5/8", 11/16", 3/4", 13/16", 7/8", 15/16"
41.SD06.10	6PC PRECISION SCREWDRIVER SET
41.DRE12M	12PC 75 DEGREE OFFSET RING RING SPANNER SET - MM 6x7, 8x9, 10x11, 12x13, 14x15, 16x17, 18x19, 20x22, 21x23, 24x26, 25x28, 30x32MM
41.005.40	7PC FLARE NUT FLEX SPANNER SET - SAE 5/16", 3/8", 7/17"1/2", 9/16", 5/8", 11/16"
41.005.45	7PC FLARE NUT FLEX SPANNER SET - MM 8,10,11,12,13,14,17MM
41.SSCF.07	7PC 3/8"Dr CROWFOOT SPANNER SET - SAE 3/8", 7/16", 1/2", 9/16", 5/8", 11/16", 3/4"
41.SSCF.10	10PC 3/8"Dr CROWFOOT SPANNER SET - MM 10,11,12,13,14,15,16,17,18,19MM
41.004.60	4PC TORX FLEX SPANNER SET E6 x 8, E10 x 12, E14 x 18 & E20 x 24
41.0312.20	11 X E TORX SOCKETS 1/4"DR - E4, E5, E6, E7, E8. 3/8" DR - E10, E12, E14, E16, E18.
41.LW06.10	6PC FLAT TYPE RING SPANNER SET - MM 8x10, 12x14, 13x15, 16x18, 17x19, 22x24MM
41.004.22	4PC LOCKING PLIER SET 175 & 250MM CURVED JAW, 150 & 225MM LONG NOSE
41.2609.05	BALL PEIN HAMMER 5PC
41.2607.15	NYLON SOFT FACED HAMMER
41.2607.02T	HAMMER TIP FOR PU - 40MM
41.2607.03T	HAMMER TIP FOR RUBBER - 40MM
41.2607.04T	HAMMER TIP FOR ALUMINIUM - 40MM
41.2607.05T	HAMMER TIP FOR BRONZE - 40MM
41.2607.06T	HAMMER TIP FOR STAINLESS STEEL - 400MM
41.2568.20	DEAD BLOW HAMMER 1020G
41.2566.32	MALLET RUBBER 32OZ
41.992.05	5M TAPE MEASURE
41.AW03.08	8" ADJUSTABLE WRENCH
41.AW03.10	10" ADJUSTABLE WRENCH
41.3475.10	8-1/2" COMBINATION PLIER
41.3340.06	6" SIDE CUTTING PLIER
41.3342.08	8" LONG NOSE PLIER

No.	DESCRIPTION
41.3448.08	8" ELECTRONIC CABLE CUTTERS
41.3470.09	9" WIRE TWISTING PLIERS
41.3251.07	CIRCLIP PLIER EXTERNAL STRAIGHT 7"
41.3253.07	CIRCLIP PLIER EXTERNAL BENT 7"
41.3255.07	CIRCLIP PLIER INTERNAL STRAIGHT 7"
41.3257.07	CIRCLIP PLIER INTERNAL BENT 7"
41.003.05	3PC STRAIGHT, 45 & 90 DEGREE BENT LONG HANDLE PLIER SET
41.038.10	38PC BIT AND 1/4"DR WRENCH SET
41.042.20	42PC MECHANICS BIT SET
51.285.36M	36PC COMO FEELER GAUGE SET
41.009.50	9PC HANDLE BALL NOSE HEX KEY SET - MM
41.009.55	9PC HANDLE BALL NOSE HEX KEY SET - SAE
41.025.35	9PC LONG TAMPER STAR & STAR SET
41.SATSW.08	T-HANDLE SOCKET WRENCH - 8MM
41.SATSW.09	T-HANDLE SOCKET WRENCH - 9MM
41.SATSW.10	T-HANDLE SOCKET WRENCH - 10MM
41.SATSW.11	T-HANDLE SOCKET WRENCH - 11MM
41.SATSW.12	T-HANDLE SOCKET WRENCH - 12MM
41.SATSW.13	T-HANDLE SOCKET WRENCH - 13MM
41.SATSW.14	T-HANDLE SOCKET WRENCH - 14MM
41.SATSW.17	T-HANDLE SOCKET WRENCH - 17MM
41.SATLD.38F	T-HANDLE 3/8" DR LONG FLEXIBLE
41.006.00	3PC BRUSH SET
41.WB14.02	WOBBLE BAR 1/4"DR X 2"
41.WB14.06	WOBBLE BAR 1/4"DR X 6"
41.WB38.03	WOBBLE BAR 3/8"DR X 3"
41.WB38.06	WOBBLE BAR 3/8"DR X 6"
41.WB12.03	WOBBLE BAR 1/2"DR X 3"
51.998.20	FILTER WRENCH (73-85MM)




23 DRAWER 'MONSTER MECHANIC' TOOL KIT- CONTINUED



23 DRAWER 'MONSTER MECHANIC' TOOL KIT	
No.	DESCRIPTION
41.TB02.40KWM	23 DRAWER 'MONSTER MECHANIC' TOOL KIT
51.998.30	FILTER WRENCH (85-95MM)
41.3151.80	OIL FILTER PLIERS - 10"
51.200.10	LONG PROBE CIRCUIT TESTER
51.200.40	IN-LINE SPARK PLUG TESTER
51.200.50	CORDLESS CIRCUIT TESTER
51.200.55	CIRCUIT TESTER
51.200.62	MULTI FUNCTION AUTO CIRCUIT TESTER
51.342.04	17PC DRAIN PLUG SET
51.006.15	2 IN 1 PICK UP TOOL
51.006.08	MAGNETIC PICK UP TOOL - 8.0 LBS
51.006.09	INSPECTION MIRROR 89 X 51MM
51.006.07	INSPECTION MIRROR DIA. 57MM
51.007.10	MAGNETIC TRAY
41.993.00	FOLDING UTILITY KNIFE
41.994.12	HACKSAW - 12" X 24TPI
41.993.30	3PC STAINLESS STEEL SCRAPER
41.993.35	4PC CHISEL SET
41.2544.04	4PC PRY BAR
41.2544.36	PRY BAR JUMBO 36"
41.TW02.10	TORQUE WRENCH - 1/4"
41.TW03.10	TORQUE WRENCH - 3/8"
41.TW04.10	TORQUE WRENCH - 1/2"
51.200.04	DIGITAL MULTIMETER
41.500.20	EXTERNAL & INTERNAL RESTORING FILES
41.500.25	EXTERNAL & INTERNAL RESTORING FILES
41.500.55	UNI THREAD / SIZE GAUGE SET
41.500.70	SCREW EXTRACTOR GAUGE SET 5PC
41.500.90	7PC STUD PULLER SET
41.500.91	GO THROUGH NUT SIZE (8-19MM)
51.200.70	TERMINAL TOOLS
51.210.20	WIRE STRIPPER
51.342.70	3PC HOSE PINCH-OFF PLIERS
51.010.30	TRIM TOOL REMOVER
51.930.15	TWEEZERS
41.005.70	IMPACT DRIVER WITH 4 BITS
41.342.05	SEAL PULLER
51.342.07	3PC SEAL PULLER SET
51.342.06	18PC IDENTIFY A CLIPS
51.340.05	PROFESSIONAL PVC PIPE CUTTER
61.110.25	25PC DRILL SET (METRIC)
61.110.29	29PC DRILL SET (SAE)
61.110.03	3PC STEP DRILL SET
61.991.09	9PC DOUBLE CUT BUR SET - 1/4" SHANK
91.610.10	MINI ENGRAVER
41.736.10	RIVETER SWIVEL HEAD
51.220.18	SPARK PLUG RETHREADER KIT
21.888.25	ENGINE CLEANING GUN
21.720.10	ANGLE ORBITAL SANDER ROLOK
21.993.80	25PC 80G ROLOK - BROWN
21.555.04	AIR DUSTER - 100MM
21.215.40	AIR MINI RATCHET 3/8"DR
21.214.40	AIR RATCHET 1/2" DR
21.403.10	AIR ANGLE DRILL 1/2"DR
21.404.40	AIR DRILL 1/2" DR KEYLESS
21.580.20	TYRE INFLATOR
21.104.15LK	AIR IMPACT WRENCH 1/2" WITH 2" ANVIL SET INCLUDES 4 X IMPACT WHEEL NUT SOCKETS (17,19,21,22MM)

TRAY 1 - 81PC SOCKET



INSERT TRAY 1 - 81PC SOCKET ACCESSORY TRAY (METRIC / SAE)

No.	DESCRIPTION
41.TEVA.01	INSERT TRAY 1 (EMPTY)
41.TEVA.01F	INSERT TRAY 1 (FULL)
	3 - RATCHET HANDLES (1/4", 3/8", 1/2") WITH QUICK RELEASE, FULLY ENCLOSED, 46 TEETH
	3 - EXTENSION BARS: 1/4" x 75mm(3"), 3/8" x 125mm(5"), 1/2" x 125mm(5")
	1 - 1/2" BREAKER BAR: 375mm(15")
	2 - SPARK PLUG SOCKETS: 3/8" x 16mm & 3/8" x 21mm
	1 - 1/2" IMPACT UNIVERSAL JOINT
	13 - 1/4" SOCKETS METRIC: 4, 4.5, 5, 5.5, 6, 7, 8, 9, 10, 11, 12, 14mm
	10 - 1/4" SOCKETS SAE: 5/32", 3/16", 7/32", 1/4", 9/32", 5/16", 11/32", 3/8", 7/16", 1/2"
	10 - 3/8" SOCKETS METRIC: 9, 10, 11, 12, 13, 14, 15, 16, 17, 19mm
	8 - 3/8" SOCKETS SAE: 3/8", 7/16", 1/2", 9/16", 5/8", 11/16", 3/4", 3/16"
	11 - 1/2" SOCKETS SAE: 9/16", 5/8", 11/16", 3/4", 13/16", 7/8", 15/16" 1", 1-1/16", 1-1/4"
	19 - 1/2" SOCKETS METRIC: 8, 9, 10, 11, 12, 13, 14, 15, 16, 17, 18, 19, 21, 22, 23, 24, 27, 30, 32mm

TRAY 2 - 11PC



INSERT TRAY 2 - 11PC INSERT TRAY

No.	DESCRIPTION
41.TEVA.02	INSERT TRAY 2 (EMPTY)
41.TEVA.02F	INSERT TRAY 2 (FULL)
	41.SD08.10 - 8PC SCREWDRIVER SET
	41.993.10 - UTILITY KNIFE (SK5 BLADE)
	41.992.05 - 5M MEASURING TAPE
	41.3110.10 - 10" MULTI-GRIP PLIERS

TRAY 3 - 26PC SPANNER



INSERT TRAY 3 - 26PC COMBINATION SPANNER SET TRAY (METRIC/SAE)

No.	DESCRIPTION
41.TEVA.03	INSERT TRAY 3 (EMPTY)
41.TEVA.03F	INSERT TRAY 3 (FULL)
	41.024.30 - 26PC COMBINATION SPANNER SET
	7, 8, 9, 10, 11, 12, 13, 14, 15, 16, 17, 18, 19, 21mm
	1/4", 5/16", 3/8", 7/16", 1/2", 9/16", 5/8", 11/16", 3/4", 13/16", 7/8", 15/16"

TRAY 4 - 4PC CIRCLIP PLIER



INSERT TRAY 4 - 4PC CIRCLIP PLIER TRAY

No.	DESCRIPTION
41.TEVA.04	INSERT TRAY 4 (EMPTY)
41.TEVA.04F	INSERT TRAY 4 (FULL)
	41.3251.07 - 7" EXTERNAL CIRCLIP PLIERS STRAIGHT
	41.3257.07 - 7" INTERNAL CIRCLIP PLIER BENT
	41.3253.07 - 7" EXTERNAL CIRCLIP PLIER BENT
	41.3255.07 - 7" INTERNAL CIRCLIP PLIER STRAIGHT

TRAY 5 - 3PC



INSERT TRAY 5 - 3PC INSERT TRAY

No.	DESCRIPTION
41.TEVA.05	INSERT TRAY 5 (EMPTY)
41.TEVA.05F	INSERT TRAY 5 (FULL)
	41.LP06.250 - 10" CURVED LOCKING PLIER
	41.AW04.06 - 6" ADJUSTABLE WRENCH
	41.AW04.08 - 8" ADJUSTABLE WRENCH

TRAY 6 - 3PC PLIER


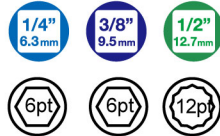


INSERT TRAY 6 - 3PC PLIER TRAY

No.	DESCRIPTION
41.TEVA.06	INSERT TRAY 6 (EMPTY)
41.TEVA.06F	INSERT TRAY 6 (FULL)
	41.3475.10 - Linesman Pliers
	41.3342.08 - 8" Long Nosed Pliers
	41.3340.06 - 6" Diagonal Cutting Pliers



DEEP TRAY 1 - 97PC SOCKET



INSERT TRAY 1 - 97PC SOCKET ACCESSORY TRAY (METRIC / SAE)	
No.	DESCRIPTION
41.TEVAD.01	INSERT TRAY 1 (EMPTY)
41.TEVAD.01F	INSERT TRAY 1 (FULL)
	3 - RATCHET HANDLES (1/4", 3/8", 1/2") WITH QUICK RELEASE, FULLY ENCLOSED, 45 TEETH
	3 - EXTENSION BARS: 1/2"DR x 3", 1/4"DR x 2" & 3/8"DR x 3"
	3 - ADAPTORS: 3/8F x 1/4M, 3/4F x 1/2M & 1/2"F x 3/8"M
	3 - EXTENSION BARS: 1/2" DR x 5", 3/8" DR x 6", 1/4" DR x 6"
	3 - UNIVERSAL JOINTS: 1/2", 3/8" & 1/4" DR
	3 - BREAKER BARS: 1/2" DR x 375mm, 3/8" DR x 200mm, 1/4"DR x 150mm
	4 - SPARK PLUG SOCKETS: 3/8" DR x 5/8", 3/8" DR x 13/16", 1/2" DR x 5/8" & 1/2" DRIVE X 13/16"
	13 - 1/4" SOCKETS METRIC: 4, 4.5, 5, 5.5, 6, 7, 8, 9, 10, 11, 12, 13, 14mm
	10 - 1/4" SOCKETS SAE: 5/32", 3/16", 7/32", 1/4", 9/32", 5/16", 11/32", 3/8", 7/16", 1/2"
	10 - 3/8" SOCKETS METRIC: 9, 10, 11, 12, 13, 14, 15, 16, 17, 19mm
	8 - 3/8" SOCKETS SAE: 3/8", 7/16", 1/2", 9/16", 5/8", 11/16", 3/4", 13/16"
	13 - 1/2" SOCKETS SAE: 1/2", 9/16", 5/8", 11/16", 3/4", 13/16", 7/8", 15/16", 1", 1-1/16", 1-3/16", 1-1/8", 1-1/4"
	21 - 1/2" SOCKETS METRIC: 8, 9, 10, 11, 12, 13, 14, 15, 16, 17, 18, 19, 20, 21, 22, 23, 24, 26, 27, 30, 32mm

DEEP TRAY 2 - 26PC SPANNER



INSERT TRAY 2 - 26PC COMBINATION SPANNER SET TRAY (METRIC)	
No.	DESCRIPTION
41.TEVAD.02	INSERT TRAY 2 (EMPTY)
41.TEVAD.02F	INSERT TRAY 2 (FULL)
	6-30 & 32mm

DEEP TRAY 3 - 16PC SPANNER



INSERT TRAY 3 - 16PC COMBINATION SPANNER SET TRAY (SAE)	
No.	DESCRIPTION
41.TEVAD.03	INSERT TRAY 3 (EMPTY)
41.TEVAD.03F	INSERT TRAY 3 (FULL)
	1/4", 5/16", 3/8", 7/16", 1/2", 9/16", 5/8", 11/16", 3/4", 13/16", 7/8", 15/16", 1", 1-1/16", 1-1/8", 1-1/4"

DEEP TRAY 4 - 26PC SPANNER



INSERT TRAY 4 - 26PC RATCHETING SPANNER SET TRAY (METRIC/SAE)	
No.	DESCRIPTION
41.TEVAD.04	INSERT TRAY 4 (EMPTY)
41.TEVAD.04F	INSERT TRAY 4 (FULL)
	1/4", 5/16", 3/8", 7/16", 1/2", 9/16", 5/8", 11/16", 3/4", 13/16", 7/8", 15/16", 1"
	8, 9, 10, 11, 12, 13, 14, 15, 16, 17, 18, 19 & 21mm

6 DRAW PREMIUM



6 DRAW PREMIUM TOP TOOL BOX

No.	DESCRIPTION
41.TB03.06	SIZE: 660(W) x 307(L) x 374H N.W.: 23.9KGS
	STEEL THICKNESS BODY: 0.8MM DRAWER: 0.7MM

TOOL BOX FEATURES:
TOUGH INDUSTRIAL POWDER COATING. FULLY LOCKABLE.
REAR INTERNAL LOCKING SYSTEM. BALL BEARING SLIDES DRAWERS.
HOLD FAST DRAWS.

8 DRAW PREMIUM



8 DRAW PREMIUM TOP TOOL BOX

No.	DESCRIPTION
41.TB03.08	SIZE: 660(W) x 307(L) x 427(H) N.W.: 28.4KGS
	STEEL THICKNESS BODY: 0.8MM DRAWER: 0.7MM

TOOL BOX FEATURES:
TOUGH INDUSTRIAL POWDER COATING. FULLY LOCKABLE.
REAR INTERNAL LOCKING SYSTEM. BALL BEARING SLIDES DRAWERS.
HOLD FAST DRAWS.

10 DRAW PREMIUM



FULL DEPTH DRAWERS

10 DRAW PREMIUM TOP TOOL BOX

No.	DESCRIPTION
41.TB03.10	SIZE: 660(W) x 455(L) x 483(H)mm N.W.: 51.2KGS
	STEEL THICKNESS TOP AND BOTTOM COVERS: 1.0MM BODY: 1.2MM DRAWER: 1.0MM DROP-FRONT: 1.0MM

TOOL BOX FEATURES:
TOUGH INDUSTRIAL POWDER COATING. FULLY LOCKABLE.
REAR INTERNAL LOCKING SYSTEM. BALL BEARING SLIDES DRAWERS.
DUAL GAS STRUTS ON DEEP DRAW LID ONLY
HOLD FAST DRAWS.

7 DRAW PREMIUM ROLLER CAB



7 DRAW PREMIUM ROLLER CAB TOOL BOX

No.	DESCRIPTION
41.TB03.07	SIZE: 670(W) x 460(L) x 812(H)mm N.W.: 64KGS
	STEEL THICKNESS TOP AND BOTTOM COVERS: 1.2MM BODY: 1.0MM DRAWER: 1.0MM

TOOL BOX FEATURES:
TOUGH INDUSTRIAL POWDER COATING. FULLY LOCKABLE.
REAR INTERNAL LOCKING SYSTEM. BALL BEARING SLIDES DRAWERS.
HOLD FAST DRAWS.

13 DRAW PREMIUM ROLLER CAB



13 DRAW PREMIUM ROLLER CAB TOOL BOX

No.	DESCRIPTION
41.TB03.13	SIZE: 1070(W) x 460(L) x 980(H)mm N.W.: 152KGS
	STEEL THICKNESS TOP AND BOTTOM COVERS: 1.5MM BODY: 1.2MM DRAWER: 1.0MM

TOOL BOX FEATURES:
TOUGH INDUSTRIAL POWDER COATING. FULLY LOCKABLE.
REAR INTERNAL LOCKING SYSTEM. BALL BEARING SLIDES DRAWERS.
HOLD FAST DRAWS.



3 DRAW PREMIUM



3 DRAW PREMIUM INTERMEDIATE TOOL BOX	
No.	DESCRIPTION
41.TB03.03	SIZE: 660(W) x 307(L) x 251(H)mm N.W.: 13KGS
	STEEL THICKNESS
	BODY: 0.8MM
	DRAWER: 0.7MM

TOOL BOX FEATURES:
TOUGH INDUSTRIAL POWDER COATING. FULLY LOCKABLE.
REAR INTERNAL LOCKING SYSTEM.
HOLD FAST DRAWS.

5 DRAW PREMIUM CANTILEVER



5 DRAW PREMIUM CANTILEVER TOOL BOX	
No.	DESCRIPTION
41.TB03.05	SIZE: 535(W) x 255(L) x 220(H)mm N.W.: 8.6KGS
	STEEL THICKNESS
	BODY: 0.8MM

TOOL BOX FEATURES:
TOUGH INDUSTRIAL POWDER COATING.

8+13 DRAWER 42" EXTRA WIDE TOOL BOX



8 DRAWER 42" EXTRA WIDE TOOL BOX	
No.	DESCRIPTION
41.TB04.08	8 DRAWER 42" EXTRA WIDE TOOL BOX 8 DRAW TOP TOOL BOX. BOX SIZE: 1050MM (W) X 445MM (L) X 522MM (H) N.W.: 61KGS
	STEEL THICKNESS
	BODY: 1.0MM
	DRAWER: 0.8MM

13 DRAWER 42" EXTRA WIDE ROLLER CABINET	
No.	DESCRIPTION
41.TB04.13	13 DRAWER 42" EXTRA WIDE ROLLER CABINET 13 DRAW ROLLER CABINET. BOX SIZE: 1050MM (W) X 445MM (L) X 522MM (H) N.W.: 109KGS
	STEEL THICKNESS
	BODY: 1.0MM
	DRAWER: 0.8MM

TOOL BOX FEATURES:
TOUGH INDUSTRIAL POWDER COATING. FULLY LOCKABLE.
REAR INTERNAL LOCKING SYSTEM. BALL BEARING SLIDES DRAWERS.
DUAL GAS STRUTS
HOLD FAST DRAWS.

26PC SOCKET SET



26PC 1/4" DRIVE SOCKET SET(METRIC / SAE)	
No.	DESCRIPTION
41.3014.26	1 - RATCHET HANDLE
	2 - EXTENSION BAR: 50mm(2") & 150mm (6")
	1 - BREAKER BAR: 150mm (6")
	13 - SOCKET METRIC: 4, 4.5, 5, 5.5, 6, 7,8,9,10,11,12,13,14mm
	9 - SOCKET SAE: 3/16", 7/32", 1/4", 9/32", 5/16", 11/32", 3/8", 7/16", 1/2"

40PC SOCKET SET



40PC 1/4" & 3/8" DRIVE SOCKET SET (METRIC / SAE)	
No.	DESCRIPTION
41.3014.40	1 - RATCHET HANDLE
	1 - EXTENSION BAR: 3/8"DR x 75mm (3")
	1 - BREAKER BAR: 3/8"DR x 200mm (8")
	1 - SPARK PLUG SOCKET: 3/8"DR x 16mm
	1 - ADAPTOR: 3/8"F x 1/4"M
	1 - SPINNER HANDLE 1/4"DR
	18 - SOCKET METRIC: 3/8"DR x 9,10,11,12,13,14,16,17,19mm & 1/4"DR x 4,5,6,7,8,9,10,11,12mm
	16 - SOCKET SAE: 3/8"DR x 3/8", 7/16", 1/2", 9/16", 5/8", 11/16", 3/4" & 1/4"DR x 3/16", 7/32", 1/4", 9/32", 5/16", 11/32", 3/8", 7/16", 1/2"

30PC SOCKET SET



30PC 3/8" DRIVE SOCKET SET (METRIC / SAE)	
No.	DESCRIPTION
41.3038.30	1 - RATCHET HANDLE
	2 - EXTENSION BAR: 75mm (3"), 150mm (6")
	2 - SPARK PLUG SOCKET: 16, 21mm
	1 - UNIVERSAL JOINT
	2 - ADAPTER: 3/8"F x 1/4"M & 3/8"F x 1/2"M
	12 - SOCKET METRIC: 8, 9, 10, 11, 12, 13, 14, 15, 16, 17, 18, 19mm
	10 - SOCKET SAE: 1/4", 5/16", 3/8", 7/16", 1/2", 9/16", 5/8", 11/16", 3/4", 13/16"

56PC SOCKET SET



56PC 3/8" DRIVE SOCKET SET (METRIC / SAE)	
No.	DESCRIPTION
41.3038.56	1 - RATCHET HANDLE
	3 - EXTENSION BAR: 75mm (3"), 150mm (6") & 250mm (10")
	1 - BREAKER BAR: 215mm (8")
	2 - SPARK PLUG SOCKET: 16, 21mm
	1 - IMPACT UNIVERSAL JOINT
	2 - ADAPTOR: 3/8"F x 1/4"M, 3/8"F x 1/2"M
	1 - SLIDING T BAR CONVERTER: 3/8"F x 1/4"M
	27 - SOCKET METRIC: STANDARD - 6~22mm & DEEP - 10~19mm
	18 - SOCKET SAE: STANDARD - 1/4"~7/8" & DEEP - 3/8"~3/4"

14PC/16PC SOCKET SET




14PC 1/2" DRIVE SOCKET SET (SAE)	
No.	DESCRIPTION
41.3012.14	14 - SOCKET SAE (12POINT): 3/8", 7/16", 1/2", 9/16", 5/8", 11/16", 3/4", 13/16", 7/8", 15/16", 1", 1-1/16", 1-1/8", 1-1/4"

16PC 1/2" DRIVE SOCKET SET (METRIC)	
No.	DESCRIPTION
41.3012.16	16 - SOCKET METRIC (12POINT): 8, 9, 10, 11, 12, 13, 14, 15, 16, 17, 18, 19, 21, 24, 27mm



24PC SOCKET SET



24PC 1/2" DRIVE SOCKET SET (METRIC)	
No.	DESCRIPTION
41.3012.24A	1 - RATCHET HANDLE
	2 - EXTENSION BAR: 125mm (5"), 250mm(10")
	1 - SLIDING T BAR CONVERTER: 3/8" F x 1/2" M
	1 - SPARK PLUG SOCKETS MAGNETIC: 21mm
	1 - UNIVERSAL JOINT
	18 - SOCKET METRIC: 8, 9, 10, 11, 12, 13, 14, 15, 16, 17, 18, 19, 21, 22, 24, 27, 30, 32mm

33PC SOCKET SET



33PC 1/2" DRIVE SOCKET SET (METRIC)	
No.	DESCRIPTION
41.3012.33	1 - RATCHET HANDLE
	3 - EXTENSION BAR: 75mm (3"), 125mm(5") & 250mm(10")
	1 - BREAKER BAR: 375mm(15")
	2 - SPARK PLUG SOCKET: 16,21mm
	1 - IMPACT UNIVERSAL JOINT
	2 - ADAPTOR: 1/2" F x 3/8" M & 3/8" F x 1/2" M
	23 - SOCKET METRIC: 8, 9, 10, 11, 12, 13, 14, 15, 16, 17, 18, 19, 20, 21, 22, 23, 24, 25, 27, 28, 29, 30, 32mm

41PC SOCKET SET



41PC 1/2" DRIVE SOCKET SET (METRIC / SAE)	
No.	DESCRIPTION
41.3012.41	1 - RATCHET HANDLE
	2 - EXTENSION BAR: 125mm (5"), 250mm (10")
	1 - BREAKER BAR: 375mm (15")
	2 - SPARK PLUG SOCKET: 16, 21mm
	1 - IMPACT UNIVERSAL JOINT
	19 - SOCKET METRIC: 8, 9, 10, 11, 12, 13, 14, 15, 16, 17, 18, 19, 21, 22, 23, 24, 27, 30, 32mm
	15 - SOCKET SAE: 3/8", 7/16", 1/2", 9/16", 5/8", 11/16", 3/4", 13/16", 7/8", 15/16", 1", 1-1/16", 1-1/8", 1-3/16", 1-1/4"

35PC SPANNER & SOCKET SET



35PC 1/2" DRIVE SPANNER & SOCKET SET (METRIC / SAE)	
No.	DESCRIPTION
41.3012.35	1 - RATCHET HANDLE
	1 - EXTENSION BAR: 125mm (5")
	1 - SLIDING T BAR: 250mm (10")
	1 - UNIVERSAL JOINT
	9 - SOCKET METRIC: 8, 10, 12, 13, 14, 15, 16, 17, 18, 19mm
	10 - SOCKET SAE: 3/8", 7/16", 1/2", 9/16", 5/8", 11/16", 3/4", 13/16", 15/16"
	6 - COMBINATION SPANNER METRIC: 8, 10, 12, 13, 14, 18mm
	6 - COMBINATION SPANNER SAE: 3/8", 7/16", 1/2", 9/16", 5/8", 3/4"

79PC SOCKET SET



79PC 1/4", 3/8" & 1/2" DRIVE SOCKET SET (METRIC / SAE)	
No.	DESCRIPTION
41.3014.79	3 - RATCHET HANDLE
	3 - EXTENSION BAR: 1/4" DR x 75mm (3"), 3/8" DR x 125mm (5"), 1/2" DR x 125mm (5")
	1 - BREAKER BAR: 1/2" DR x 375mm (15")
	2 - SPARK PLUG SOCKET: 3/8" DR x 16, 21mm
	1 - IMPACT UNIVERSAL JOINT
	40 - SOCKET METRIC: 1/4" DR x 4~14mm, 3/8" DR x 9~19mm, 1/2" DR x 8~32mm
	29 - SOCKET SAE: 1/4" DR x 5/32"~1/2", 3/8" DR x 3/8"~13/16", 1/2" DR x 1/2"~1-1/4"

15PC SOCKET SET



3/4"
19.0mm
12pt

15PC 3/4" DRIVE SOCKET SET (METRIC)

No.	DESCRIPTION
41.M3415A	1 - RATCHET HANDLE CRMO HEAD: 500MM(20")
	1 - EXTENSION BAR: 200mm(8")
	1 - SLIDING T BAR: 450mm(18")
	12 - SOCKET: 22, 24, 26, 27, 29, 30, 32, 36, 38, 41, 46, 50mm

15PC 3/4" DRIVE SOCKET SET (SAE)

No.	DESCRIPTION
41.S3415A	1 - RATCHET HANDLE CRMO HEAD: 500MM(20")
	1 - EXTENSION BAR: 200mm(8")
	1 - SLIDING T BAR: 450mm(18")
	12 - SOCKET: 7/8", 5/16", 1", 1-1/8", 1-3/16", 1-5/16", 1-3/8", 1-7/16", 1-5/8", 1-3/4", 1-7/8", 2"

27PC SOCKET SET



3/4"
19.0mm
12pt

27PC 3/4" DRIVE SOCKET SET (METRIC / SAE)

No.	DESCRIPTION
41.3027.20	1 - RATCHET HANDLE CRMO HEAD: 500MM(20")
	2 - EXTENSION BAR: 100mm (4"), 200mm(8")
	1 - SLIDING T BAR: 450mm(18")
	10 - SOCKET METRIC: 22, 24, 27, 30, 32, 36, 38, 41, 46, 50mm
	12 - SOCKET SAE: 7/8", 5/16", 1", 1-1/8", 1-3/16", 1-5/16", 1-3/8", 1-7/16", 1-5/8", 1-3/4", 1-7/8", 2"

22PC 1" DRIVE SOCKET SET



1"
2.54mm
6pt

22PC 1" DRIVE SOCKET SET (METRIC)

No.	DESCRIPTION
41.3022.10	1 - PROFESSIONAL RATCHET HANDLE: 680mm (27")
	2 - EXTENSION BAR: 200mm (8") & 400mm (16")
	1 - T HEAD (79mm)
	1 - UNIVERSAL HANDLE (550mm)
	17 - SOCKET METRIC: 36,38,41,46,50,54,55,58,60,63,65, 67,70,71,75,77,80mm

23PC STAR SOCKET & BIT SET



1/4"
6.3mm
3/8"
9.5mm

23PCS 3/8" & 1/4" DRIVE STAR SOCKET & BIT SET

No.	DESCRIPTION
41.0312.10	4 - 3/8"DR STAR SOCKET: E10, E12, E14, E16
	5 - 1/4"DR STAR SOCKET: E4, E5, E6, E7, E8
	13 - TAMPER PROOF BIT: T7, T8, T9, T10, T15, T20, T25, T27, T30, T40, T45, T50, T55
	1 - COUPLER: 3/8"DR x 5/16"

E-SPANNER & STAR SOCKET SET



30PC E-SPANNER & STAR SOCKET SET

No.	DESCRIPTION
41.3030.30	10 - E-SPANNER: 6, 8, 10, 12, 14, 16, 18, 20, 22, 24mm
	12 - STAR SOCKET: E4, E5, E6, E7, E8, E10, E11, E12, E14, E16, E18, E20
	12 - BIT: T8, T10, T15, T20, T25, T27, T30, T40, T45, T50, T55, T60
	1 - COUPLER: 3/8"DR x 5/16"



8PC DEEP IMPACT SOCKET SET



8PC 3/8" DRIVE DEEP IMPACT SOCKET SET (METRIC)

No.	DESCRIPTION
41.4020.02	8 - SOCKET METRIC: 8, 10, 12, 13, 14, 15, 17, 19mm

8PC 3/8" DRIVE DEEP IMPACT SOCKET SET (SAE)

No.	DESCRIPTION
41.4020.03	8 - SOCKET SAE: 5/16", 3/8", 7/16", 1/2", 9/16", 5/8", 11/16", 3/4"

10PC IMPACT SOCKET SET



10PC 1/2" DRIVE IMPACT SOCKET SET (METRIC)

No.	DESCRIPTION
41.4010.SMM	10 - SOCKET METRIC: 11, 12, 13, 14, 16, 17, 19, 21, 22, 24mm

10PC 1/2" DRIVE IMPACT SOCKET SET (SAE)

No.	DESCRIPTION
41.4010.SSM	10 - SOCKET SAE: 7/16", 1/2", 9/16", 5/8", 11/16", 3/4", 13/16", 7/8", 15/16", 1"

12PC IMPACT SOCKET SET



12PC 1/2" DRIVE IMPACT SOCKET SET (METRIC)

No.	DESCRIPTION
41.4020.05	12 - SOCKET METRIC: 10, 12, 13, 14, 15, 16, 17, 18, 19, 21, 22, 24mm

13PC IMPACT SOCKET SET



13PC 1/2" DRIVE IMPACT SOCKET SET (METRIC)

No.	DESCRIPTION
41.4012.13M	13 - SOCKET METRIC: 10, 11, 12, 13, 14, 15, 16, 17, 18, 19, 21, 22, 24mm

19PC IMPACT SOCKET SET



19PC 1/2" DRIVE IMPACT SOCKET SET	
No.	DESCRIPTION
41.3012.19	1 - IMPACT EXTENSION BAR: 125mm
	18 - SOCKET METRIC: 10, 11, 12, 13, 14, 15, 16, 17, 18, 19, 21, 22, 23, 24, 26, 27, 30, 32mm

10PC DEEP IMPACT SOCKET SET



10PC 1/2" DRIVE DEEP IMPACT SOCKET SET (SAE)	
No.	DESCRIPTION
41.4010.DSM	10 - SOCKET SAE: 7/16", 1/2", 9/16", 5/8", 11/16", 3/4", 13/16", 7/8", 15/16", 1"

12PC DEEP IMPACT SOCKET SET



12PC 1/2" DRIVE DEEP IMPACT SOCKET SET (METRIC)	
No.	DESCRIPTION
41.4020.10	12 - SOCKET METRIC: 10, 12, 13, 14, 15, 16, 17, 18, 19, 21, 22, 24mm

13PC DEEP IMPACT SOCKET SET



13PC 1/2" DRIVE DEEP IMPACT SOCKET SET (METRIC)	
No.	DESCRIPTION
41.4012.13MD	13 - SOCKET METRIC: 10, 11, 12, 13, 14, 15, 16, 17, 18, 19, 21, 22, 24mm



22PC DEEP IMPACT SOCKET SET



22PC 1/2" DRIVE DEEP IMPACT SOCKET SET (METRIC)	
No.	DESCRIPTION
41.4020.15	22 - SOCKETS METRIC: 10, 11, 12, 13, 14, 15, 16, 17, 18, 19, 20, 21, 22, 23, 24, 25, 26, 27, 2, 29, 30, 32mm
	6POINT, CRMO

8PC DEEP IMPACT SOCKET SET



8PC 3/4" DRIVE DEEP IMPACT SOCKET SET (METRIC)	
No.	DESCRIPTION
41.4025.05	8 - SOCKET METRIC: 27, 30, 32, 33, 34, 36, 38, 41mm

8PC 3/4" DRIVE DEEP IMPACT SOCKET SET (SAE)	
No.	DESCRIPTION
41.4025.10	8 - SOCKET METRIC: 1", 1-1/16", 1-1/8", 1-1/4", 1-5/16", 1-3/8", 1-7/16", 1-1/2"

WHEEL NUT IMPACT SOCKET SET



5PC WHEEL NUT IMPACT SOCKET SET (METRIC)	
No.	DESCRIPTION
41.005.05	4 - THIN WALL DEEP IMPACT SOCKET: 17, 19, 21, 22, 27mm

WHEEL SOCKET & TORQUE BAR SET



8PC WHEEL SOCKET & TORQUE BAR SET (METRIC)	
No.	DESCRIPTION
41.004.08	4 - TORQUE BARS: 80, 90, 100, 110FT-LBS/ 110, 120, 135, 150Nm
	4 - THIN WALL DEEP IMPACT SOCKETS: 17, 19, 21, 22mm
	6POINT, CRMO

17PC IMPACT STAR SOCKET SET



17PC 3/8" & 1/2" DRIVE IMPACT STAR SOCKET SET	
No.	DESCRIPTION
41.004.00	8 - 3/8"DR: E5, E6, E7, E8, E10, E12, E14, E16
	9 - 1/2"DR: E10, E11, E12, E14, E16, E18, E20, E22, E24

6PC 1/2" DR MULTI-SPLINE IMPACT SOCKET SET



6PC 1/2" DR MULTI-SPLINE IMPACT SOCKET SET	
No.	DESCRIPTION
41.006.95	M14 x 60mm, M16 x 60mm, M18 x 60mm, M14 x 105mm, M16 x 105mm, M18 x 105mm.

STANDARD SOCKET RAIL



10PC 1/4" DRIVE STANDARD SOCKET RAIL	
No.	DESCRIPTION
41.2214.10M	10 - SOCKETS METRIC: 4, 5, 6, 7, 8, 9, 10, 11, 12, 13mm 6POINT, CRV
41.2214.10S	10 - SOCKETS SAE: 5/32", 3/16", 7/32", 1/4", 9/32", 5/16", 11/32", 3/8", 7/16", 1/2" 6POINT, CRV

STANDARD SOCKET RAIL



10PC 3/8" DRIVE STANDARD SOCKET RAIL	
No.	DESCRIPTION
41.2238.10M	10 - SOCKETS METRIC: 9, 10, 11, 12, 13, 14, 15, 16, 17, 19mm 6POINT, CRV
41.2238.10S	10 - SOCKETS SAE: 5/16", 3/8", 7/16", 1/2", 9/16", 5/8", 11/16", 3/4", 13/16", 7/8" 6POINT, CRV

STANDARD SOCKET RAIL



10PC 1/2" DRIVE STANDARD SOCKET RAIL	
No.	DESCRIPTION
41.2212.10M	10 - SOCKETS METRIC: 10, 11, 12, 13, 14, 16, 17, 19, 22, 24mm 12POINT, CRV
41.2212.10S	10 - SOCKETS SAE: 7/16", 1/2", 9/16", 5/8", 11/16", 3/4", 13/16", 7/8", 15/16", 1" 12POINT, CRV



DEEP SOCKET RAIL



8PC 1/4" DRIVE DEEP SOCKET RAIL

No.	DESCRIPTION
41.2014.08M	8 - SOCKET METRIC: 5, 5.5, 6, 7, 8, 9, 10, 11, 12mm
41.2014.08S	8 - SOCKET SAE: 3/16", 7/32", 1/4", 9/32", 5/16", 11/32", 3/8", 7/16"

DEEP SOCKET RAIL



8PC 3/8" DRIVE DEEP SOCKET RAIL

No.	DESCRIPTION
41.2038.08M	8 - SOCKET METRIC: 10, 11, 12, 13, 14, 16, 17, 19mm
41.2038.08S	8 - SOCKET SAE: 3/8", 7/16", 1/2", 9/16", 5/8", 11/16", 3/4", 13/16"

DEEP SOCKET RAIL



8PC 1/2" DRIVE DEEP SOCKET RAIL

No.	DESCRIPTION
41.2012.08M	8 - SOCKET METRIC: 13, 14, 16, 17, 19, 21, 22, 24mm
41.2012.08S	8 - SOCKET SAE: 1/2", 9/16", 5/8", 11/16", 3/4", 13/16", 7/8", 15/16", 1"

IN-HEX SOCKET RAIL



10PC 1/2" DRIVE DEEP SOCKET RAIL

No.	DESCRIPTION
41.2012.H10M	10 - 100L BIT SOCKET METRIC: H4, H5, H6, H7, H8, H10, H12, H14, H17, H19

UNIVERSAL SOCKET RAIL



10PC 3/8" DRIVE UNIVERSAL SOCKET SET (METRIC)	
No.	DESCRIPTION
41.3012.10	10 - 10, 11, 12, 13, 14, 15, 16, 17, 18, 19mm WITH FLEX HEAD

STAR SOCKET RAIL



10PC 1/4" & 3/8" DRIVE STAR SOCKET RAIL	
No.	DESCRIPTION
41.0312.20	5 - 3/8"DR: E10, E11, E14, E16, E18 5 - 1/4"DR: E4, E5, E6, E7, E8 CRV

9PC 1/2" DRIVE STAR SOCKET RAIL	
No.	DESCRIPTION
41.2212.E9	9 - E10, E11, E12, E14, E16, E18, E20, E22, E24

TAMPERPROOF TORX BIT SOCKET SET



12PC 1/4" & 3/8" DRIVE TAMPERPROOF TORX BIT SOCKET SET	
No.	DESCRIPTION
41.0312.00	6 - 1/4" DRIVE: T10, T15, T20, T25, T27, T30 5 - 3/8" DRIVE: T40, T45, T50, T55, T60 1 - ADAPTOR: 3/8"F x 1/4" M

TORX SOCKET SET



10PC 3/8" DRIVE TORX SOCKET SET	
No.	DESCRIPTION
41.0310.10	10 - TORX SOCKET: E6, E8, E10, E12, E14, E16, E18, E20, E22, E24 WITH FLEX HEAD

HEX SOCKET BIT SET



7PC 3/8" DRIVE HEX SOCKET BIT SET	
No.	DESCRIPTION
41.008.30	7 - SOCKET METRIC: 3, 4, 5, 6, 7, 8, 10mm (OVERALL LENGTH: 155mm, CRV)
41.008.35	7 - SOCKETS SAE: 1/8", 5/32", 3/16", 7/32", 1/4", 5/16", 3/8" (OVERALL LENGTH: 155mm, CRV)



60PC COMBINATION SOCKET SET

1/4"
6.3mm
6pt



60PC 1/4" DRIVE COMBINATION SOCKET SET

No.	DESCRIPTION
41.M1460A	1 - RATCHET HANDLE
	2 - EXTENSION BAR: 50mm (2"), 100mm (4")
	1 - BREAKER BAR: 150mm (6")
	1 - UNIVERSAL JOINT
	1 - SLIDING T BAR: 110mm(4")
	1 - SPINNER HANDLE: 150mm(6")
	1 - ADAPTOR: 3/8" F x 1/4" M
	4 - HEX KEY: 1.27, 1.5, 2, 2.5mm
	13 - SOCKET: 4, 4.5, 5, 5.5, 6, 7, 8, 9, 10, 11, 12, 13, 14mm
	8 - DEEP SOCKET: 6, 7, 8, 9, 10, 11, 12, 13mm
	5 - TORX SOCKET: E4, E5, E6, E7, E8
	21 - BIT SOCKET: HEX-H3, H4, H5, H6, H7, H8 & POZI-PZ1, PZ2, PZ3 & TORX-T10, T15, T20, T25, T30, T40 SLOTTED-SL4, SL5.5, SL7 & PHILLIPS-PH1, PH2, PH3

51PC COMBINATION SOCKET SET

3/8"
9.5mm
6pt



51PC 3/8" DRIVE COMBINATION SOCKET SET

No.	DESCRIPTION
41.M3851A	1 - RATCHET HANDLE
	2 - EXTENSION BAR: 75mm (3"), 150mm (6")
	1 - UNIVERSAL JOINT
	1 - SLIDING T BAR: 220mm(8")
	2 - SPARK PLUG SOCKET: 16, 21mm
	17 - SOCKET: 6, 7, 8, 9, 10, 11, 12, 13, 14, 15, 16, 17, 18, 19, 20, 21, 22mm
	10 - DEEP SOCKET: 10, 11, 12, 13, 14, 15, 16, 17, 18, 19mm
	16 - BIT SOCKET: HEX-H2.5, H3, H4, H4.5, H5, H6, H7, H8, H10 & TORX-T20, T25, T27, T30, T40, T45, T50

27PC COMBINATION SOCKET SET

3/8"
9.5mm
6pt



27PC 3/8"DRIVE COMBINATION SOCKET SET (METRIC)

No.	DESCRIPTION
41.3038.27	1 - RATCHET 3/8"DR X 130mm, MAX TORQUE: 30 FT/LBS
	1 - BREAKER BAR (200mm) 8"
	15 - STANDARD METRIC SOCKETS: 8-22mm
	10 - DEEP METRIC SOCKETS: 10-19mm

54PC COMBINATION SOCKET SET

1/2"
12.7mm
12pt



54PC 1/2" DRIVE COMBINATION SOCKET SET

No.	DESCRIPTION
41.M1254A	1 - RATCHET HANDLE
	2 - EXTENSION BAR: 150mm (6"), 250mm (10")
	1 - UNIVERSAL JOINT
	1 - SLIDING T BAR: 250mm(10")
	1 - BREAKER BAR: 375mm (15")
	2 - SPARK PLUG SOCKET: 16, 21mm
	19 - SOCKET: 8, 10, 11, 12, 13, 14, 15, 16, 17, 18, 19, 20, 21, 22, 23, 24, 27, 30, 32mm
	8 - DEEP SOCKET: 10, 12, 13, 14, 15, 17, 19, 22mm
	6 - TORX SOCKET: E10, E11, E12, E14, E16, E18
	12 - BIT SOCKET: HEX-H5, H6, H7, H8, H10, H12 & TORX-T30, T40, T45, T50, T55, T60

SOCKETS CRV 1/4"DRIVE

1/4"
6.3mm



1/4" DRIVE CRV SOCKET STD (METRIC)

No.	SIZE (MM)
43.14SM.04	4
43.14SM.045	4.5
43.14SM.05	5
43.14SM.055	5.5
43.14SM.06	6
43.14SM.07	7
43.14SM.08	8
43.14SM.09	9
43.14SM.10	10
43.14SM.11	11
43.14SM.12	12
43.14SM.13	13
43.14SM.14	14

1/4" DRIVE CRV SOCKET STD (SAE)

No.	SIZE (INCH)
43.14SS.04	5/32"
43.14SS.05	3/16"
43.14SS.06	7/32"
43.14SS.07	1/4"
43.14SS.08	9/32"
43.14SS.09	5/16"
43.14SS.10	11/32"
43.14SS.11	3/8"
43.14SS.12	7/16"
43.14SS.13	1/2"

SOCKETS CRV 1/4"DRIVE

1/4"
6.3mm



1/4" DEEP DRIVE CRV SOCKET STD (METRIC)

No.	SIZE (MM)
43.14DM.04	4
43.14DM.045	4.5
43.14DM.05	5
43.14DM.055	5.5
43.14DM.06	6
43.14DM.07	7
43.14DM.08	8
43.14DM.09	9
43.14DM.10	10
43.14DM.11	11
43.14DM.12	12
43.14DM.13	13
43.14DM.14	14

1/4" DEEP DRIVE CRV SOCKET STD (SAE)

No.	SIZE (INCH)
43.14DS.05	3/16"
43.14DS.06	7/32"
43.14DS.07	1/4"
43.14DS.08	9/32"
43.14DS.09	5/16"
43.14DS.10	11/32"
43.14DS.11	3/8"
43.14DS.12	7/16"
43.14DS.13	1/2"



SOCKETS CRV 3/8"DRIVE



3/8" DRIVE CRV SOCKET STD (METRIC)

No.	SIZE (MM)
43.38SM.06	6
43.38SM.07	7
43.38SM.08	8
43.38SM.09	9
43.38SM.10	10
43.38SM.11	11
43.38SM.12	12
43.38SM.13	13
43.38SM.14	14
43.38SM.15	15
43.38SM.16	16
43.38SM.17	17
43.38SM.18	18
43.38SM.19	19
43.38SM.21	21
43.38SM.22	22
43.38SM.24	24

3/8"DRIVE CRV SOCKET STD (SAE)

No.	SIZE (INCH)
43.38SS.07	1/4"
43.38SS.08	9/32"
43.38SS.09	5/16"
43.38SS.10	3/8"
43.38SS.11	7/16"
43.38SS.12	1/2"
43.38SS.13	9/16"
43.38SS.14	5/8"
43.38SS.15	11/16"
43.38SS.16	3/4"
43.38SS.17	13/16"
43.38SS.18	7/8"

SOCKETS CRV 3/8"DRIVE



3/8" DEEP DRIVE CRV SOCKET STD (METRIC)

No.	SIZE (MM)
43.38DM.08	8
43.38DM.09	9
43.38DM.10	10
43.38DM.11	11
43.38DM.12	12
43.38DM.13	13
43.38DM.14	14
43.38DM.15	15
43.38DM.16	16
43.38DM.17	17
43.38DM.18	18
43.38DM.19	19

3/8" DEEP DRIVE CRV SOCKET STD (SAE)

No.	SIZE (INCH)
43.38DS.09	5/16"
43.38DS.10	3/8"
43.38DS.11	7/16"
43.38DS.12	1/2"
43.38DS.13	9/16"
43.38DS.14	5/8"
43.38DS.15	11/16"
43.38DS.16	3/4"

SOCKETS CRV 1/2"DRIVE

1/2"
12.7mm

12pt



1/2" DRIVE CRV SOCKET STD (METRIC/SAE)

No.	SIZE (MM)	No.	SIZE (INCH)
43.12SM.08	8	43.12SS.10	3/8"
43.12SM.09	9	43.12SS.11	7/16"
43.12SM.10	10	43.12SS.12	15/32"
43.12SM.11	11	43.12SS.13	1/2"
43.12SM.12	12	43.12SS.14	9/16"
43.12SM.13	13	43.12SS.15	19/32"
43.12SM.14	14	43.12SS.16	5/8"
43.12SM.15	15	43.12SS.17	11/16"
43.12SM.16	16	43.12SS.18	3/4"
43.12SM.17	17	43.12SS.19	13/16"
43.12SM.18	18	43.12SS.20	7/8"
43.12SM.19	19	43.12SS.21	15/16"
43.12SM.20	20	43.12SS.22	1"
43.12SM.21	21	43.12SS.23	1-1/16"
43.12SM.22	22	43.12SS.24	1-1/8"
43.12SM.23	23	43.12SS.25	1-3/16"
43.12SM.24	24	43.12SS.26	1-1/4"
43.12SM.25	25		
43.12SM.26	26		
43.12SM.27	27		
43.12SM.28	28		
43.12SM.29	29		
43.12SM.30	30		
43.12SM.32	32		

SOCKETS CRV 1/2"DRIVE

1/2"
12.7mm

12pt



1/2" DEEP DRIVE CRV SOCKET STD (METRIC/SAE)

No.	SIZE (MM)	No.	SIZE (INCH)
43.12DM.10	10	43.12DS.10	3/8"
43.12DM.11	11	43.12DS.11	7/16"
43.12DM.12	12	43.12DS.12	1/2"
43.12DM.13	13	43.12DS.14	9/16"
43.12DM.14	14	43.12DS.16	5/8"
43.12DM.15	15	43.12DS.17	11/16"
43.12DM.16	16	43.12DS.18	3/4"
43.12DM.17	17	43.12DS.19	13/16"
43.12DM.18	18	43.12DS.20	7/8"
43.12DM.19	19	43.12DS.21	15/16"
43.12DM.20	20	43.12DS.22	1"
43.12DM.21	21	43.12DS.23	1-1/16"
43.12DM.22	22	43.12DS.24	1-1/8"
43.12DM.23	23	43.12DS.25	1-3/16"
43.12DM.24	24	43.12DS.26	1-1/4"
43.12DM.25	25		
43.12DM.26	26		
43.12DM.27	27		
43.12DM.28	28		
43.12DM.29	29		
43.12DM.30	30		
43.12DM.31	31		
43.12DM.32	32		



SOCKETS CRV SPARK PLUG



1/2" DRIVE SOCKET SPARK PLUG (METRIC)	
No.	SIZE (MM)
43.12SP.16	16
43.12SP.21	21

1/2" DRIVE SOCKET SPARK PLUG (SAE)	
No.	SIZE (INCH)
43.12SP2.10	5/8"
43.12SP2.20	13/16"

3/8" DRIVE SOCKET SPARK PLUG (METRIC)	
No.	SIZE (MM)
43.38SP.16	16
43.38SP.21	21

3/8" DRIVE SOCKET SPARK PLUG (SAE)	
No.	SIZE (INCH)
43.38SP2.10	5/8"
43.38SP2.20	13/16"

SOCKETS CRV SPARK PLUG MAGNETIC



1/2" DRIVE SOCKET MAGNETIC SPARK PLUG (METRIC)	
No.	SIZE (MM)
43.12SPM.21	21

3/8" DRIVE SOCKET MAGNETIC SPARK PLUG (METRIC)	
No.	SIZE (MM)
43.38SPM.16	16
43.38SPM.21	21

SOCKETS IMPACT 1/2"DRIVE



1/2" IMPACT DRIVE SOCKET (METRIC/SAE)

No.	SIZE (MM)	No.	SIZE (INCH)
42.12SM.08	8	42.12SS.05	5/16"
42.12SM.09	9	42.12SS.06	3/8"
42.12SM.10	10	42.12SS.07	7/16"
42.12SM.11	11	42.12SS.08	1/2"
42.12SM.12	12	42.12SS.09	9/16"
42.12SM.13	13	42.12SS.10	5/8"
42.12SM.14	14	42.12SS.11	11/16"
42.12SM.15	15	42.12SS.12	3/8"
42.12SM.16	16	42.12SS.13	13/16"
42.12SM.17	17	42.12SS.14	7/8"
42.12SM.18	18	42.12SS.15	15/16"
42.12SM.19	19	42.12SS.16	1"
42.12SM.20	20	42.12SS.17	1-1/16"
42.12SM.21	21	42.12SS.18	1-1/8"
42.12SM.22	22	42.12SS.19	1-3/16"
42.12SM.23	23	42.12SS.20	1-1/4"
42.12SM.24	24		
42.12SM.25	25		
42.12SM.26	26		
42.12SM.27	27		
42.12SM.28	28		
42.12SM.29	29		
42.12SM.30	30		
42.12SM.31	31		
42.12SM.32	32		

SOCKETS IMPACT 1/2"DRIVE

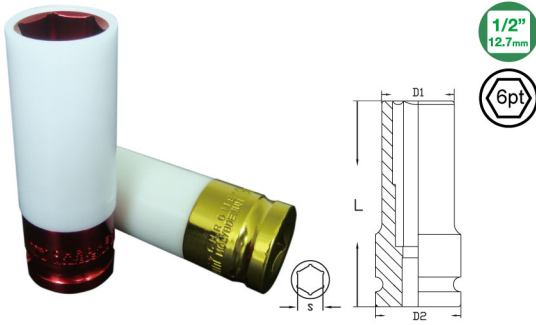


1/2" DEEP IMPACT DRIVE SOCKET (METRIC/SAE)

No.	SIZE (MM)	No.	SIZE (INCH)
42.12DM.08	8	42.12DS.05	5/16"
42.12DM.09	9	42.12DS.06	3/8"
42.12DM.10	10	42.12DS.07	7/16"
42.12DM.11	11	42.12DS.08	1/2"
42.12DM.12	12	42.12DS.09	9/16"
42.12DM.13	13	42.12DS.10	5/8"
42.12DM.14	14	42.12DS.11	11/16"
42.12DM.15	15	42.12DS.12	3/4"
42.12DM.16	16	42.12DS.13	13/16"
42.12DM.17	17	42.12DS.14	7/8"
42.12DM.18	18	42.12DS.15	15/16"
42.12DM.19	19	42.12DS.16	1"
42.12DM.20	20	42.12DS.17	1-1/16"
42.12DM.21	21	42.12DS.18	1-1/8"
42.12DM.22	22	42.12DS.19	1-3/16"
42.12DM.23	23	42.12DS.20	1-1/4"
42.12DM.24	24		
42.12DM.25	25		
42.12DM.26	26		
42.12DM.27	27		
42.12DM.28	28		
42.12DM.29	29		
42.12DM.30	30		
42.12DM.31	31		
42.12DM.32	32		



THIN-WALL DEEP IMPACT SOCKET



1/2" DRIVE THIN-WALL DEEP IMPACT SOCKET 6-POINT

No.	SPEC.	D1(mm)	D2(mm)	L(mm)	N.W. (g)
42.12DMW.17	17mm	24	30	85	214
42.12DMW.19	19mm	26	30	85	229
42.12DMW.21	21mm	28	30	85	252
42.12DMW.22	22mm	30	30	85	280
42.12DMW.27	27mm	38.7	38.1	86.4	412.2

NOTE - WHITE PLASTIC SLEEVES AVAILABLE FOR ALL SIZES SEPARATELY.

SOCKETS IMPACT 1/2"DRIVE IN-HEX



1/2" IN-HEX SOCKET (METRIC)

No.	SIZE (MM)
42.12HM.04	4
42.12HM.05	5
42.12HM.06	6
42.12HM.07	7
42.12HM.08	8
42.12HM.09	9
42.12HM.10	10
42.12HM.11	11
42.12HM.12	12
42.12HM.13	13
42.12HM.14	14
42.12HM.15	15
42.12HM.16	16
42.12HM.17	17
42.12HM.18	18
42.12HM.19	19

1/2" IN-HEX SOCKET (SAE)

No.	SIZE (INCH)
42.12HS.08	1/4"
42.12HS.09	5/16"
42.12HS.10	3/8"
42.12HS.11	7/16"
42.12HS.12	1/2"
42.12HS.13	9/16"
42.12HS.14	5/8"
42.12HS.15	11/16"
42.12HS.16	3/4"

SOCKETS IMPACT 1/2"DRIVE FLIP



1/2" FLIP SOCKET (METRIC)

No.	SIZE (MM)
42.12FS.19	19 & 21

1/2" FLIP SOCKET (SAE)

No.	SIZE (INCH)
42.12FS.12	3/4" & 13/16"

SOCKETS IMPACT 3/4"DRIVE



3/4" IMPACT SOCKET (METRIC/SAE)

No.	SIZE (MM)	No.	SIZE (INCH)
42.34SM.17	17	42.34SS.11	11/16"
42.34SM.19	19	42.34SS.12	3/4"
42.34SM.20	20	42.34SS.13	13/16"
42.34SM.24	24	42.34SS.14	7/8"
42.34SM.26	26	42.34SS.15	15/16"
42.34SM.27	27	42.34SS.16	1"
42.34SM.28	28	42.34SS.17	1-1/16"
42.34SM.30	30	42.34SS.18	1-1/8"
42.34SM.32	32	42.34SS.19	1-3/16"
42.34SM.33	33	42.34SS.20	1-1/4"
42.34SM.34	34	42.34SS.21	1-5/16"
42.34SM.41	41	42.34SS.22	1-3/8"
		42.34SS.23	1-7/16"
		42.34SS.24	1-1/2"
		42.34SS.25	1-9/16"
		42.34SS.26	1-5/8"
		42.34SS.27	1-11/16"
		42.34SS.28	1-3/4"
		42.34SS.29	1-13/16"
		42.34SS.30	1-7/8"
		42.34SS.31	1-15/16"
		42.34SS.32	2"

SOCKETS IMPACT 3/4"DRIVE



3/4" DEEP IMPACT SOCKET (METRIC/SAE)

No.	SIZE (MM)	No.	SIZE (INCH)
42.34DM.17	17	42.34DS.12	3/4"
42.34DM.18	18	42.34DS.14	7/8"
42.34DM.19	19	42.34DS.15	15/16"
42.34DM.20	20	42.34DS.16	1"
42.34DM.21	21	42.34DS.17	1-1/16"
42.34DM.22	22	42.34DS.18	1-1/8"
42.34DM.23	23	42.34DS.20	1-1/4"
42.34DM.24	24	42.34DS.21	1-5/16"
42.34DM.25	25	42.34DS.22	1-3/8"
42.34DM.26	26	42.34DS.23	1-7/16"
42.34DM.27	27	42.34DS.24	1-1/2"
42.34DM.28	28	42.34DS.25	1-9/16"
42.34DM.29	29	42.34DS.26	1-5/8"
42.34DM.30	30	42.34DS.27	1-11/16"
42.34DM.31	31	42.34DS.28	1-3/4"
42.34DM.32	32	42.34DS.29	1-13/16"
42.34DM.33	33	42.34DS.30	1-7/8"
42.34DM.34	34	42.34DS.31	1-15/16"
42.34DM.35	35	42.34DS.32	2"
42.34DM.36	36		
42.34DM.37	37		
42.34DM.38	38		
42.34DM.39	39		
42.34DM.40	40		
42.34DM.41	41		
42.34DM.42	42		
42.34DM.43	43		
42.34DM.44	44		
42.34DM.45	45		
42.34DM.46	46		
42.34DM.47	47		
42.34DM.48	48		
42.34DM.49	49		
42.34DM.50	50		



BREAKER BAR


- 3/8"
9.5mm
- 1/2"
12.7mm
- 3/4"
19.0mm



BREAKER BAR	
No.	DESCRIPTION
41.SA34.06	1/4"DR x 150mm(6")
41.SA3.38	3/8"DR x 200mm(8")
41.SA35.38	3/8"DR x 350mm(14")
41.SA31.12	1/2"DR x 375mm(15")
41.SA33.12	1/2"DR x 425mm(17")
41.SA35.12	1/2"DR x 600mm(24")
41.SA3.34	3/4"DR x 475mm(19")

BREAKER BAR

- 3/4"
19.0mm



BREAKER BAR	
No.	DESCRIPTION
41.SA3.34L	3/4"DR x 1050mm(42"), DELUXE CRMO HEAD

L-HANDLE

- 1/2"
12.7mm
- 3/4"
19.0mm



L-HANDLE	
No.	DESCRIPTION
41.SA4.12	1/2"DR x 200mm(8")
41.SA4.34	3/4"DR x 450mm(18")

SLIDING T HANDLE

- 1/2"
12.7mm
- 3/4"
19.0mm



SLIDING T HANDLE	
No.	DESCRIPTION
41.SA2.12	1/2"DR x 320mm
41.SA2.34	3/4"DR x 500mm

SPINNER HANDLE

- 1/4"
6.3mm



SPINNER HANDLE	
No.	DESCRIPTION
41.SA16.14	1/4"DRx 150mm(6")

EXTENSION BAR

- 1/4"
6.3mm
- 3/8"
9.5mm
- 1/2"
12.7mm
- 3/4"
19.0mm



EXTENSION BAR - CRV

No.	DESCRIPTION
41.SA14.02	1/4"DR x 50mm(2")
41.SA14.03	1/4"DR x 75mm(3")
41.SA14.04	1/4"DR x 100mm(4")
41.SA14.06	1/4"DR x 150mm(6")
41.SA38.03	3/8"DR x 75mm(3")
41.SA38.05	3/8"DR x 125mm(5")
41.SA38.06	3/8"DR x 150mm(6")
41.SA38.36	3/8"DR x 900mm(36")
41.SA12.02	1/2"DR x 50mm(2")
41.SA12.03	1/2"DR x 75mm(3")
41.SA12.05	1/2"DR x 125mm(5")
41.SA12.10	1/2"DR x 250mm(10")
41.SA52.04	3/4"DR x 100mm(4")
41.SA52.05	3/4"DR x 125mm(5")
41.SA52.08	3/4"DR x 200mm(8")
41.SA52.16	3/4"DR x 400mm(16")

WOBBLE EXTENSION BAR - CRV

No.	DESCRIPTION
41.WB12.02	1/2" DR x 50mm(2")
41.WB12.03	1/2" DR x 75mm(3")
41.WB12.14	1/2" DR x 350mm(14")
41.WB12.18	1/2" DR x 450mm(18")
41.WB12.20	1/2" DR x 500mm(20")
41.WB14.02	1/4" DR x 50mm(2")
41.WB14.03	1/4" DR x 75mm(3")
41.WB14.06	1/4" DR x 150mm(6")
41.WB14.09	1/4" DR x 225mm(9")
41.WB14.12	1/4" DR x 300mm(12")
41.WB14.14	1/4" DR x 350mm(14")
41.WB38.02	3/8" DR x 50mm(2")
41.WB38.03	3/8" DR x 75mm(3")
41.WB38.06	3/8" DR x 150mm(6")
41.WB38.09	3/8" DR x 225mm(9")
41.WB38.12	3/8" DR x 300mm(12")
41.WB38.14	3/8" DR x 350mm(14")
41.WB38.18	3/8" DR x 450mm(18")
41.WB38.20	3/8" DR x 500mm(20")



INCLUDES HANGER CARD

FLEXIBLE EXTENSION BAR

- 1/4"
6.3mm



FLEXIBLE EXTENSION BAR

No.	DESCRIPTION
41.SA50.14F	1/4"DR x 150mm MALE & FEMALE

ROUND FLEXIBLE HEAD

- 1/4"
6.3mm
- 3/8"
9.5mm
- 1/2"
12.7mm



RATCHET HANDLE ROUND HEAD WITH FLEXIBLE HEAD

No.	DESCRIPTION
41.SA48.12	1/2" DR x 72T
41.SA48.38	3/8" DR x 72T
41.SA48.14	1/4" DR x 72T

BIT RATCHET HANDLE



1/4" BIT RATCHET HANDLE(TO SUIT 41.038.10)

No.	DESCRIPTION
41.SA49.14	1/4" x 72T (STAINLESS STEEL)



RATCHET HANDLE MINI

1/4"
6.3mm 3/8"
9.5mm



RATCHET HANDLE MINI

No.	DESCRIPTION
41.SA50.14	1/4" DR x 72T (STAINLESS STEEL)
41.SA50.38	3/8" DR x 72T (STAINLESS STEEL)

RATCHET HANDLE REVERSIBLE

1/4"
6.3mm 3/8"
9.5mm 1/2"
12.7mm



RATCHET HANDLE REVERSIBLE - CRV

No.	DESCRIPTION
41.SA47.14	1/4"DR x 72T
41.SA47.38	3/8"DR x 72T
41.SA47.12	1/2"DR x 72T

RATCHET HANDLE KNURLED

1/4"
6.3mm 3/8"
9.5mm 1/2"
12.7mm



RATCHET HANDLE - KNURLED HANDLE CRV

No.	DESCRIPTION
41.SA46.14	1/4" DR x 45T
41.SA46.38	3/8" DR x 45T
41.SA46.12	1/2" DR x 45T

RATCHET HANDLE WITH FLEXIBLE HEAD

3/8"
9.5mm



RATCHET HANDLE WITH FLEXIBLE HEAD (BENT HANDLE)

No.	DESCRIPTION
41.SA46.38B	3/8"DR X 30T

SUPER LONG KNURLED

3/8"
9.5mm 1/2"
12.7mm



RATCHET HANDLE SUPER LONG - KNURLED HANDLE CRV

No.	DESCRIPTION
41.SA44.38	3/8" DR x 48T, LENGTH: 280mm
41.SA44.12	1/2" DR x 48T, LENGTH: 380mm

STUBBY FLEXIBLE HEAD



- 1/4"
6.3mm
- 3/8"
9.5mm
- 1/2"
12.7mm

RATCHET HANDLE STUBBY WITH FLEXIBLE HEAD	
No.	DESCRIPTION
41.SA45.14	1/4"DR x 48T, LENGTH: 125mm
41.SA45.38	3/8"DR x 48T, LENGTH: 160mm
41.SA45.12	1/2"DR x 48T, LENGTH: 195mm

RATCHET HANDLE DELUXE



3/4"
19.0mm

RATCHET HANDLE DELUXE	
No.	DESCRIPTION
41.SA1.34D	3/4" DR, OVERALL LENGTH: 500mm

MULTI FUNCTION WRENCH



1/4"
6.3mm

1/4"DR MULTI FUNCTION WRENCH WITH FLEX HEAD	
No.	DESCRIPTION
41.SAMR.02	FLEXIBLE HEAD FOLDS UP TO 180° LENGTH: 155mm ERGONOMIC DESIGN, CRV

3PC PALM HEAD RATCHET



3PC PALM HEAD RATCHET	
No.	DESCRIPTION
41.SA49.03	1/4", 3/8", 1/2" DR



T-HANDLE LONG

3/8" 9.5mm 1/2" 12.7mm



T-HANDLE LONG	
No.	DESCRIPTION
41.SATLD.12	1/2"DR, LENGTH: 17"
41.SATLD.38	3/8"DR, LENGTH: 17"

T-HANDLE LONG

3/8" 9.5mm




T-HANDLE LONG WITH UNIVERSAL JOINT	
No.	DESCRIPTION
41.SATLD.38F	3/8"DR FLEXIBLE, LENGTH: 18"

T-HANDLE SOCKET WRENCH



T-HANDLE SOCKET WRENCH	
No.	DESCRIPTION
41.SATSW.08	8mm, LENGTH: 195mm
41.SATSW.09	9mm, LENGTH: 195mm
41.SATSW.10	10mm, LENGTH: 195mm
41.SATSW.11	11mm, LENGTH: 195mm
41.SATSW.12	12mm, LENGTH: 195mm
41.SATSW.13	13mm, LENGTH: 195mm
41.SATSW.14	14mm, LENGTH: 195mm
41.SATSW.17	17mm, LENGTH: 195mm

T-HANDLE WRENCH SET



12PC T-HANDLE WRENCH SET WITH UNIVERSAL JOINT	
No.	DESCRIPTION
41.SAT.50	8~19mm
	8 & 9mm LENGTH: 370mm
	10, 11 & 12mm LENGTH: 373mm
	13 & 14mm LENGTH: 394mm
	15, 16, 17 & 18mm LENGTH: 410mm
	19mm LENGTH: 456mm

T-HANDLE

1/4" 6.3mm 3/8" 9.5mm 1/2" 12.7mm



T-HANDLE 1/4" x 3/8" x 1/4"	
No.	DESCRIPTION
41.SAT.00	MATT SATIN FINISH
	OUTER DIAMETER: 8mm
	BODY LENGTH: 265mm


T-HANDLE WITH SPINNER

3/8"
9.5mm



3/8" DRIVE T-HANDLE WITH SPINNER	
No.	DESCRIPTION
41.SAT.38	3/8"DR PVC COATING, BLACK MATT FINISH

T-HANDLE WITH SPINNER




1/4" DRIVE T-HANDLE MAGNETIC HEXAGON BIT HOLDER	
No.	DESCRIPTION
41.SATMH.14	1/4"DR PVC COATING, BLACK MATT FINISH

1/4" MAGNETIC BIT HOLDER

40PC SOCKET TRAY


1/4"
6.3mm 3/8"
9.5mm 1/2"
12.7mm



40PC SOCKET TRAY	
No.	DESCRIPTION
41.SH3.10	10 x 1/4" CLIPS
	20 x 3/8" CLIPS
	10 x 1/2" CLIPS

80PC SOCKET TRAY

1/4"
6.3mm 3/8"
9.5mm 1/2"
12.7mm



80PC SOCKET TRAY	
No.	DESCRIPTION
41.SH3.20	20 x 1/4" CLIPS
	30 x 3/8" CLIPS
	30 x 1/2" CLIPS



BIT HOLDER 1/4" HEX



- 1/4"
6.3mm
- 3/8"
9.5mm
- 1/2"
12.7mm

BIT HOLDER	
No.	DESCRIPTION
41.BH.14	1/4"DR TO SUIT 1/4" HEX
41.BH.38	3/8"DR TO SUIT 1/4" HEX
41.BH.12	1/2"DR TO SUIT 1/4" HEX

HI-IMPACT SOCKET TRAY



- 3/8"
9.5mm

3/8" ABS HI-IMPACT SOCKET TRAY METRIC	
No.	DESCRIPTION
41.SH1.15	6, 7, 8, 9, 10, 11, 12, 13, 14, 15, 16, 17, 18, 19, 20mm

3/8" ABS HI-IMPACT SOCKET TRAY SAE	
No.	DESCRIPTION
41.SH1.20	1/4", 5/16", 3/8", 7/16", 1/2", 9/16", 5/8", 11/16", 3/4", 13/16", 7/8", 15/16", 1"

SOCKETS ARE FOR DISPLAY PURPOSES ONLY & ARE NOT INCLUDED

HI-IMPACT SOCKET TRAY



- 1/2"
12.7mm

1/2" ABS HI-IMPACT SOCKET TRAY METRIC	
No.	DESCRIPTION
41.SH2.10	10, 11, 12, 13, 14, 15, 16, 17, 18, 19, 20, 21, 22, 23, 24, 25, 26, 27mm

1/2" ABS HI-IMPACT SOCKET TRAY SAE	
No.	DESCRIPTION
41.SH2.20	3/8", 7/16", 1/2", 9/16", 5/8", 11/16", 3/4", 13/16", 7/8", 15/16", 1", 1-1/16", 1-1/8", 1-1/4"

SOCKETS ARE FOR DISPLAY PURPOSES ONLY & ARE NOT INCLUDED

ADAPTOR



- 1/4"
6.3mm
- 3/8"
9.5mm
- 1/2"
12.7mm

ADAPTOR - CRV	
No.	DESCRIPTION
41.SA61.14V	3/8"F x 1/4"M
41.SA62.38V	1/2"F x 3/8"M
41.SA61.12V	3/8"F x 1/2"M

UNIVERSAL JOINT



- 1/4"
6.3mm
- 3/8"
9.5mm
- 1/2"
12.7mm

UNIVERSAL JOINT - CRV	
No.	DESCRIPTION
41.SA71.14V	1/4"DR
41.SA71.38V	3/8"DR
41.SA72.12V	1/2"DR

IMPACT ADAPTOR



IMPACT ADAPTOR - CRMO

No.	DESCRIPTION
41.SA61.14M	3/8" F x 1/4" M
41.SA61.12M	3/8" F x 1/2" M
41.SA62.38M	1/2" F x 3/8" M
41.SA62.12M	1/2" F x 3/4" M
41.SA63.12M	3/4" F x 1/2" M
41.SA63.10M	3/4" F x 1" M
41.SA64.34M	1" F x 3/4" M

9PC IMPACT ADAPTOR SET



9PC IMPACT ADAPTOR SET

No.	DESCRIPTION
41.SA65.10	6 x ADAPTORS - 1/4" F x 3/8" M, 3/8" F x 1/4" M, 3/8" F x 1/2" M, 1/2" F x 3/8" M, 1/2" F x 3/4" M, 3/4" F x 1/2" M
	3 x UNI JOINTS - 1/4", 3/8", 1/2" DR. CRMO.

IMPACT UNIVERSAL JOINT



IMPACT UNIVERSAL JOINT - CRMO

No.	DESCRIPTION
41.SA72.14M	1/4" DR
41.SA72.38M	3/8" DR
41.SA72.12M	1/2" DR

EXTENSION BAR




EXTENSION BAR - CRMO

No.	DESCRIPTION
41.SA51.03M	1/2" DR x 75mm(3")
41.SA51.10M	1/2" DR x 250mm(10")
41.SA52.06M	3/4" DR x 150mm(6")
41.SA52.08M	3/4" DR x 200mm(8")
41.SA52.16M	3/4" DR x 400mm(16")



COMBINATION SPANNER SETS




41.015.10



41.016.10



41.024.20



41.028.10

15PC COMBINATION SPANNER SET (METRIC)

No.	DESCRIPTION
41.015.10	6, 7, 8, 9, 10, 11, 12, 13, 14, 15, 16, 17, 18, 19, 21mm CRV

16PC COMBINATION SPANNER SET (SAE)

No.	DESCRIPTION
41.016.10	3/8", 5/16", 1/4", 7/16", 1/2", 9/16", 5/8", 11/16", 3/4", 13/16", 7/8", 15/16, 1", 1-1/16", 1-1/8", 1-1/4"
	CRV

24PC COMBINATION SPANNER SET (METRIC)

No.	DESCRIPTION
41.024.20	6, 7, 8, 9, 10, 11, 12, 13, 14, 15, 16, 17, 18, 19, 20, 21, 22, 23, 24, 25, 26, 27, 30, 32mm
	MIRROR FINISH, CRV, LONG SERIES

28PC COMBINATION SPANNER SET (METRIC / SAE)

No.	DESCRIPTION
41.028.10	1/4", 5/16", 7/16", 1/2", 9/16", 5/8", 11/16", 3/4", 13/16", 15/16", 1", 7, 8, 9, 10, 11, 12, 13, 14, 15, 16, 17, 18, 19, 20, 21mm
	MIRROR FINISH, LONG SERIES, CRV

10PC JUMBO COMBINATION SPANNER SETS



10PC JUMBO COMBINATION SPANNER SETS

No.	DESCRIPTION
41.010.10	33,35,36,38,41,42,44,46,48 & 50mm
41.010.20	1-3/8, 1-7/16, 1-1/2, 1-5/8, 1-5/16, 1-11/16, 1-3/4, 1-9/16, 1-7/8 & 2"
	HEAVY DUTY

ANGLE SPANNER SET



13PC ANGLE DOUBLE OPEN END SPANNER SET (METRIC)

No.	DESCRIPTION
41.SSAS.13	4, 4.5, 5, 5.5, 6, 7, 8, 9, 10, 11, 12, 13, 14mm CRV

DOUBLE SOCKET SPANNER SET



41.004.50



41.006.60

4PC DOUBLE SOCKET/ SPANNER SET WITH FLEX HEAD (SAE)

No.	DESCRIPTION
41.004.50	3/8"x7/16", 1/2"x9/16", 5/8"x11/16", 3/4"x7/8" CRV

6PC DOUBLE SOCKET/ SPANNER SET WITH FLEX HEAD (METRIC)

No.	DESCRIPTION
41.006.60	8x9, 10x11, 12x13, 14x15, 16x17, 18x19mm CRV

FLEX HEAD SPANNER SET



4PC DOUBLE RING SPANNER SET WITH FLEX HEAD (METRIC)	
No.	DESCRIPTION
41.004.45	10x11, 12x13, 14x17, 19x22mm MIRROR FINISH, CRV

FLARE NUT SPANNER SET



41.005.50



41.005.60

4PC FLARE NUT SPANNER SET (SAE)	
No.	DESCRIPTION
41.005.50	3/8"x7/16", 1/2"x9/16", 5/8"x11/16", 3/4"x7/8" CRV

5PC FLARE NUT SPANNER SET (METRIC)	
No.	DESCRIPTION
41.005.60	8x10, 11x13, 12x14, 16x18, 17x19mm CRV

FLARE NUT SPANNER FLEX HEAD SET



41.005.40



41.005.45

7PC FLARE NUT SPANNER SET WITH FLEX HEAD (METRIC)	
No.	DESCRIPTION
41.005.40	8, 10, 11, 12, 13, 14, 17mm CRV

7PC FLARE NUT SPANNER SET WITH FLEX HEAD (SAE)	
No.	DESCRIPTION
41.005.45	5/16", 3/8", 7/16", 1/2", 9/16", 5/8", 11/16" CRV

TORX SPANNER FLEX HEAD SET



4PC TORX SPANNER SET WITH FLEX HEAD	
No.	DESCRIPTION
41.004.60	E6xE8, E10xE12, E14xE18, E20xE24 CRV

FLAT EXTRA LONG SPANNER SET



6PC FLAT TYPE EXTRA LONG DOUBLE RING SPANNER SET (METRIC)	
No.	DESCRIPTION
41.LW06.10	8x10, 12x14, 13x15, 16x18, 17x19, 22x24mm CRV

CROWSFOOT WRENCH

3/8"
9.5mm

1/2"
12.7mm



41.SSCF.13



41.SSCF.16

13PC 3/8" & 1/2" CROWSFOOT WRENCH SET (SAE)

No.	DESCRIPTION
41.SSCF.13	3/8"DR: 5/16", 3/8", 7/16", 1/2", 9/16", 5/8", 11/16", 3/4" 1/2"DR: 13/16", 7/8", 15/16", 1"
	CRV

16PC 3/8" & 1/2" CROWSFOOT WRENCH SET (METRIC)

No.	DESCRIPTION
41.SSCF.16	3/8"DR: 8, 9, 10, 11, 12, 13, 14, 15, 16, 17, 18, 19mm 1/2"DR: 21, 22, 24mm
	CRV

AUTO ADJUSTABLE WRENCH

3/8"
9.5mm

1/2"
12.7mm



AUTO ADJUSTABLE WRENCH (3/8" & 1/2")

No.	DESCRIPTION
41.SSCF.00	AUTO ADJUSTABLE IDEAL FOR LOOSENING VERY TIGHT TIE ROD END LOCK NUTS JAW OPENING 1/2"DR 7-47MM 3/8"DR 7-34MM

CROWSFOOT WRENCH

3/8"
9.5mm



41.SSCF.07

41.SSCF.10

7PC 3/8" CROWSFOOT WRENCH SET (SAE)

No.	DESCRIPTION
41.SSCF.07	3/8", 7/16", 1/2", 9/16", 5/8", 11/16", 3/4"
	CRV

10PC 3/8" CROWSFOOT WRENCH SET (METRIC)

No.	DESCRIPTION
41.SSCF.10	10, 11, 12, 13, 14, 15, 16, 17, 18, 19mm
	CRV

FLARE NUT CROWSFOOT WRENCH

3/8"
9.5mm



11PC 3/8" FLARE NUT CROWSFOOT WRENCH SET (METRIC)

No.	DESCRIPTION
41.SSCF.11	10, 11, 12, 13, 14, 15, 16, 17, 18, 19mm
	CRMO

11PC 3/8" FLARE NUT CROWSFOOT WRENCH SET (SAE)

No.	DESCRIPTION
41.SSCF.12	3/8", 7/16", 1/2", 9/16", 5/8", 11/16", 3/4", 13/16", 7/8", 15/16", 1"
	CRMO

CROWSFOOT WRENCH FLEX HEAD

3/8"
9.5mm



12PC 3/8" CROWSFOOT WRENCH SET WITH FLEX HEAD

No.	DESCRIPTION
41.SSCU.12S	1/4", 5/16", 3/8", 7/16", 1/2", 9/16", 5/8", 11/16", 3/4", 13/16", 7/8", 15/16"
41.SSCU.12M	8, 9, 10, 11, 12, 13, 14, 15, 16, 17, 18, 19mm
	CRV

4 IN 1 RATCHET SPANNER SET



4 IN 1 REVERSIBLE RATCHET SPANNER SET (METRIC)	
No.	DESCRIPTION
41.RWS04.03	8x9 & 10x11, 12x13 & 14x15, 16x17 & 18x19 72T, 5 DEGREE TURN MIRROR FINISH, , CRV

RING FLEXIBLE RATCHET SPANNER SET



41.RWS04.10



41.RWS04.15

4PC STANDARD DOUBLE RING RATCHET SPANNER SET	
No.	DESCRIPTION
41.RWS04.10	10x11, 12,x13, 14x15, 17x19mm WITH FLEXIBLE HEAD MIRROR FINISH, 72T, 5 DEGREE TURN, CRV

4PC EXTRA LONG DOUBLE RING RATCHET SPANNER SET	
No.	DESCRIPTION
41.RWS04.15	10x11, 12,x13, 14x15, 17x19mm WITH FLEXIBLE HEAD MIRROR FINISH, 72T, 5 DEGREE TURN, CRV

RATCHET SPANNER SET



41.RWS12.20



41.RWS13.10

12PC RATCHET SPANNER SET (METRIC)	
No.	DESCRIPTION
41.RWS12.20	8, 9, 10, 11, 12, 13, 14, 15, 16, 17, 18, 19mm MIRROR FINISH, 72T, 5 DEGREE TURN, CRV

13PC RATCHET SPANNER SET (SAE)	
No.	DESCRIPTION
41.RWS13.10	1/4", 5/16", 3/8", 7/16", 1/2", 9/16", 5/8", 11/16", 3/4", 13/16", 7/8", 15/16", 1" MIRROR FINISH, 72T, 5 DEGREE TURN, CRV

RATCHET SPANNER SET



7PC RATCHETING SPANNER SET (METRIC)	
No.	DESCRIPTION
41.RWS07.10	8, 10, 12, 13, 14, 17, 19mm MIRROR FINISH, 72T, 5 DEGREE TURN, CRV

FLEXIBLE RATCHET SPANNER SET



41.RWS08.30



41.RWS12.30

8PC RATCHET SPANNER SET WITH FLEXIBLE HEAD (SAE)	
No.	DESCRIPTION
41.RWS08.30	5/16", 3/8", 7/16", 1/2", 9/16", 5/8", 11/16", 3/4" 72T, 5 DEGREE TURN MIRROR FINISH, CRV

12PC RATCHET SPANNER SET WITH FLEXIBLE HEAD (METRIC)	
No.	DESCRIPTION
41.RWS12.30	8, 9, 10, 11, 12, 13, 14, 15, 16, 17, 18, 19mm MIRROR FINISH, 72T, 5 DEGREE TURN, CRV



S-SHAPE RATCHET SPANNER SET



S-SHAPE DOUBLE BOX RATCHET SPANNER SET (METRIC)	
No.	DESCRIPTION
41.RWSS06.20	10x12, 11,x13, 14x15, 15x17, 16x18, 19x22mm
	S-SHAPE
	MIRROR FINISH, 72T, 5 DEGREE TURN, CRV

STUBBY RATCHET SPANNER SET



12PC STUBBY RATCHET SPANNER SET (METRIC)	
No.	DESCRIPTION
41.RWS12.60	8, 9, 10, 11, 12, 13, 14, 15, 16, 17, 18, 19mm
	MIRROR FINISH, 72T, 5 DEGREE TURN, CRV

LONG RING RATCHET SPANNER SET



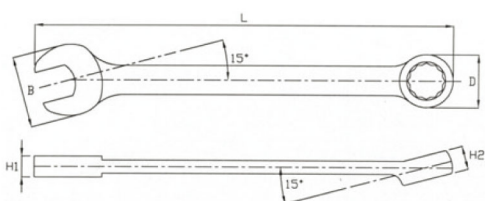
8PC LONG RING RATCHET SPANNER SET (METRIC)	
No.	DESCRIPTION
41.RWS08.10	SIZE:8,10,12,14,16,17,18,19mm
	LENGTH:230, 290, 330, 370, 390, 410, 415, 420mm
	MIRROR FINISH, 72T, 5 DEGREE TURN, CRV
	STANDARD RING AND RATCHET RING MECHANISM PER SPANNER

CLIP JAW SPANNER SET



6PC CLIP JAW SPANNER SET (METRIC)	
No.	DESCRIPTION
41.RWS06.20	10, 11, 13, 17, 19, 22mm
	RATCHETS IN 30 DEGREE ONLY
	MATT, 72T, 5 DEGREE TURN, CRV

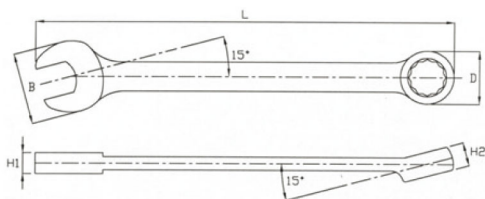
ROE COMBINATION SPANNERS



ROE COMBINATION SPANNER - STANDARD (METRIC)

No.	DESCRIPTION
44.SP7.06	6mm x 129L
44.SP7.07	7mm x 135L
44.SP7.08	8mm x 142L
44.SP7.09	9mm x 155L
44.SP7.10	10mm x 161L
44.SP7.11	11mm x 168L
44.SP7.12	12mm x 174L
44.SP7.13	13mm x 180L
44.SP7.14	14mm x 193L
44.SP7.15	15mm x 207L
44.SP7.16	16mm x 207L
44.SP7.17	17mm x 228L
44.SP7.18	18mm x 228L
44.SP7.19	19mm x 250L
44.SP7.20	20mm x 250L
44.SP7.21	21mm x 271L
44.SP7.22	22mm x 295L
44.SP7.23	23mm x 295L
44.SP7.24	24mm x 317L
44.SP7.25	25mm x 339L
44.SP7.26	26mm x 339L
44.SP7.27	27mm x 362L
44.SP7.28	28mm x 362L
44.SP7.29	29mm x 395L
44.SP7.30	30mm x 395L
44.SP7.32	32mm x 430L
44.SP7.34	34mm x 471L
44.SP7.36	36mm x 510L
44.SP7.38	38mm x 510L
44.SP7.41	41mm x 550L
44.SP7.46	46mm x 613L
44.SP7.50	50mm x 651L


ROE COMBINATION SPANNERS



ROE COMBINATION SPANNER - STANDARD (SAE)

No.	DESCRIPTION
44.SP8.08	1/4" x 129L
44.SP8.10	5/16" x 142L
44.SP8.12	3/8" x 155L
44.SP8.14	7/16" x 168L
44.SP8.16	1/2" x 180L
44.SP8.18	9/16" x 193L
44.SP8.20	5/8" x 207L
44.SP8.22	11/16" x 228L
44.SP8.24	3/4" x 250L
44.SP8.26	13/16" x 271L
44.SP8.28	7/8" x 295L
44.SP8.30	15/16" x 317L
44.SP8.32	1" x 339L
44.SP8.34	1-1/16" x 362L
44.SP8.36	1-1/8" x 395L
44.SP8.40	1-1/4" x 430L
44.SP8.42	1-5/16" x 471L
44.SP8.44	1-3/8" x 471L
44.SP8.46	1-7/16" x 510L
44.SP8.48	1-1/2" x 510L
44.SP8.50	1-5/8" x 550L
44.SP8.52	1-11/16" x 5502L
44.SP8.54	1-3/4" x 613L
44.SP8.58	1-13/16" x 613L
44.SP8.60	1-7/8" x 651L
44.SP8.62	2 x 651L

31PC ROE COMBINATION SPANNER BOARD

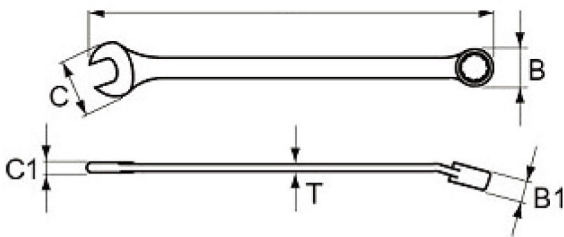


31PC ROE COMBINATION SPANNER BOARD (METRIC/SAE)	
No.	DESCRIPTION
99.SBPR31	METRIC SIZES: 6,7,8,9,10,11,12,13,14,15,16,17,18,19, 20,21,22 & 24mm
	SAE SIZES: 1/4, 5/16, 3/8, 7/16, 1/2, 9/16, 5/8, 11/16, 3/4, 13/16, 7/8, 15/16 & 1" (EMPTY BOARD)
	99.SBPR31F (FILLED BOARD WITH ABOVE MENTIONED SPANNERS)

ROE COMBINATION SPANNER



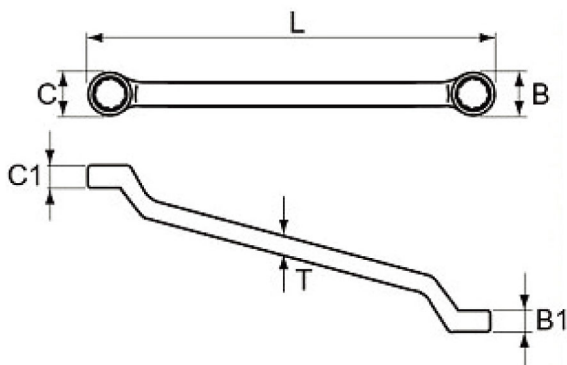
ROE COMBINATION SPANNER - JUMBO	
No.	DESCRIPTION
44.SP5.50	50mm x 651L
44.SP5.60	60mm x 743L
44.SP5.65	65mm x 756L
44.SP6.68	2-1/8" x 724L
44.SP6.70	2-3/16" x 724L
44.SP6.72	2-1/4" x 743L
44.SP6.76	2-3/8" x 743L
44.SP6.80	2-1/2" x 756L



DOUBLE RING SPANNER



DOUBLE RING SPANNER - 45° OFFSET	
No.	DESCRIPTION
44.SP9.02	8 x 9mm x 183L
44.SP9.03	10 x 11mm x 198L
44.SP9.04	12 x 13mm x 217L
44.SP9.05	14 x 15mm x 239L
44.SP9.06	16 x 17mm x 260L
44.SP9.07	18 x 19mm x 292L
44.SP10.03	3/8" x 7/16" x 198L
44.SP10.04	1/2" x 9/16" x 217L
44.SP10.06	5/8" x 11/16" x 260L
44.SP10.08	11/16" x 3/4" x 292L
44.SP10.09	13/16" x 7/8" x 326L
44.SP10.11	15/16" x 1" x 329L



RATCHET SPANNERS



RATCHET SPANNERS

No.	DESCRIPTION
45.RW03.08	8mm
45.RW03.09	9mm
45.RW03.10	10mm
45.RW03.11	11mm
45.RW03.12	12mm
45.RW03.13	13mm
45.RW03.14	14mm
45.RW03.15	15mm
45.RW03.16	16mm
45.RW03.17	17mm
45.RW03.18	18mm
45.RW03.19	19mm
45.RW03.21	21mm
45.RW04.01	1/4"
45.RW04.02	5/16"
45.RW04.03	3/8"
45.RW04.04	7/16"
45.RW04.05	1/2"
45.RW04.06	9/16"
45.RW04.07	5/8"
45.RW04.08	11/16"
45.RW04.09	3/4"
45.RW04.10	13/16"
45.RW04.11	7/8"
45.RW04.12	15/16"
45.RW04.13	1"

FLEX RATCHET SPANNERS



FLEX RATCHET SPANNERS

No.	DESCRIPTION
45.RW01.08	8mm
45.RW01.09	9mm
45.RW01.10	10mm
45.RW01.11	11mm
45.RW01.12	12mm
45.RW01.13	13mm
45.RW01.14	14mm
45.RW01.15	15mm
45.RW01.16	16mm
45.RW01.17	17mm
45.RW01.18	18mm
45.RW01.19	19mm
45.RW05.02	5/16"
45.RW05.03	3/8"
45.RW05.04	7/16"
45.RW05.05	1/2"
45.RW05.06	9/16"
45.RW05.07	5/8"
45.RW05.08	11/16"
45.RW05.09	3/4"



STUBBY COMBINATION RATCHET SPANNERS



STUBBY COMBINATION RATCHET SPANNERS (METRIC)	
No.	DESCRIPTION
45.RW09.08	8mm
45.RW09.09	9mm
45.RW09.10	10mm
45.RW09.11	11mm
45.RW09.12	12mm
45.RW09.13	13mm
45.RW09.14	14mm
45.RW09.15	15mm
45.RW09.16	16mm
45.RW09.17	17mm
45.RW09.18	18mm
45.RW09.19	19mm

FLARE NUT RATCHET SPANNER



FLARE NUT RATCHET SPANNER	
No.	DESCRIPTION
45.RW07.10	10mm
	MIRROR FINISH

S-TYPE RATCHET SPANNER



S-TYPE RATCHET SPANNER	
No.	DESCRIPTION
45.RW06.10	10 x 12mm
45.RW06.11	11 x 13mm
45.RW06.14	14 x 16mm
45.RW06.15	15 x 17mm
45.RW06.16	16 x 18mm
45.RW06.19	19 x 22mm

RIGGERS PODGER RATCHET



RIGGERS PODGER RATCHET WRENCH STUBBY BENT	
No.	DESCRIPTION
45.RP02.20	21 x 24mm, LENGTH: 240mm
	DOUBLE SIDED 12 POINT
	32T, 20 DEGREE

PODGER RATCHET WRENCH



PODGER RATCHET WRENCH	
No.	DESCRIPTION
45.RP01.10	13 x 17mm, LENGTH: 280mm
45.RP01.15	17 x 19mm, LENGTH: 320mm
45.RP01.20	18 x 24mm, LENGTH: 315mm
45.RP01.25	19 x 21mm, LENGTH: 320mm
45.RP01.30	24 x 27mm, LENGTH: 365mm
45.RP01.35	24 x 30mm, LENGTH: 450mm
45.RP01.40	27 x 32mm, LENGTH: 450mm
45.RP01.45	32 x 36mm, LENGTH: 450mm

ADJUSTABLE WRENCH



ADJUSTABLE WRENCH - CRV

No.	DESCRIPTION
41.AW02.18	18", MAX JAW OPENING: 60mm
41.AW02.24	24", MAX JAW OPENING: 70mm

ADJUSTABLE WRENCH



ADJUSTABLE WRENCH - CRV MATT

No.	DESCRIPTION
41.AW04.06	6", MAX JAW OPENING: 23.9mm
41.AW04.08	8", MAX JAW OPENING: 28.6mm
41.AW04.10	10", MAX JAW OPENING: 32.8mm
41.AW04.12	12", MAX JAW OPENING: 38.1mm
41.AW04.15	15", MAX JAW OPENING: 50mm

COMBINATION ANGLE WRENCH



COMBINATION ANGLE WRENCH

No.	DESCRIPTION
41.CAW.08	COMBINATION ANGLE WRENCH 8 X 114MM
41.CAW.10	COMBINATION ANGLE WRENCH 10 X 129MM
41.CAW.12	COMBINATION ANGLE WRENCH 12 X 144MM
41.CAW.13	COMBINATION ANGLE WRENCH 13 X 152MM
41.CAW.14	COMBINATION ANGLE WRENCH 14 X 160MM
41.CAW.17	COMBINATION ANGLE WRENCH 17 X 187MM
41.CAW.19	COMBINATION ANGLE WRENCH 19 X 204MM

PIPE WRENCH ALUMINIUM



PIPE WRENCH - ALUMINIUM HANDLE

No.	DESCRIPTION
41.PW01.14	14", MAX JAW OPENING: 2-1/2"
41.PW01.18	18", MAX JAW OPENING: 3-1/4"
41.PW01.24	24", MAX JAW OPENING: 3-3/4"
41.PW01.36	36", MAX JAW OPENING: 6"



PIPE WRENCH STEEL



PIPE WRENCH - STEEL HANDLE

No.	DESCRIPTION
41.PW02.18	18"
41.PW02.24	24"

TORQUE MULTIPLIER



TORQUE MULTIPLIER WITH 90 DEGREE REACTION BAR, TORQUE WRENCH AND REQUIRED IMPACT SOCKET IN USE

5PC TORQUE MULTIPLIER & WHEEL NUT TENSIONER SET

No.	DESCRIPTION
41.SA80.05	1/2" F x 3/4" M, 1500Nm, GEAR RATIO 1:9, TORQUE RATIO 1:6.5
41.SA81.05	3/4" F x 1" M, 2500Nm, GEAR RATIO 1:4, TORQUE RATIO 1:3.3
	1 - TORQUE MULTIPLIER
	1 - 380mm REACTION BAR
	1 - 90 REACTION BASE
	1 - 90 REACTION BAR
	1 - BREAK AWAY SAFETY ADAPTOR

PROFESSIONAL TORQUE MULTIPLIER AND WHEEL NUT TENSIONER, WHICH IS INCOMPARABLE TO ANY OTHERS. GREAT HELPER WITH PROVIDING AMPLE POWER TO TIGHTEN OR LOOSEN LARGER FASTENERS. SMALL AMOUNTS OF INPUT TORQUE CAN PRODUCE LARGE OUTPUT TORQUE. WHEN USING THE MULTIPLIER WITH A TORQUE WRENCH, THE FASTENER WILL TENSION TO THE DESIRED LEVEL. WHEN USED CORRECTLY THEY APPLY TORQUE SMOOTHLY WHILST AT THE SAME TIME GREATLY REDUCING THE AMOUNT OF PHYSICAL EFFORT REQUIRED BY THE OPERATOR.

***NOTE - DO NOT USE WITH IMPACT WRENCHES!

TORQUE WRENCH



TORQUE WRENCH

No.	DESCRIPTION
41.TW02.10	1/4" DR: 6 ~ 30Nm, 4.4 ~ 22.1FT/LBS
41.TW03.10	3/8" DR: 19 ~ 110Nm, 14 ~ 18FT/LBS
41.TW04.10	1/2" DR: 40 ~ 210Nm, 30 ~ 150FT/LBS
41.TW06.10	3/4" DR: 100 ~ 500Nm, 73 ~ 368FT/LBS
41.TW08.10	1" DR: 140 ~ 980Nm, 103 ~ 722FT/LBS

DIGITAL TORQUE ADAPTOR



1/2" DRIVE DIGITAL TORQUE ADAPTOR

No.	DESCRIPTION
41.TWTA.10	40 ~ 200Nm, 29.5 ~ 147.6FT/LBS


L-HANDLE



9PC L-HANDLE SET 300mm

No.	DESCRIPTION
41.009.50	1.5, 2, 2.5, 3, 4, 5, 6, 8, 10mm, BALL POINT, S2 STEEL
41.009.55	1/16", 5/64", 3/32", 1/8", 5/32", 3/16", 1/4", 5/16", 3/8", BALL POINT, S2 STEEL


TAMPER STAR & STAR KEY



9PC SUPER EXTRA LONG TAMPER STAR & STAR KEY

No.	DESCRIPTION
41.025.35	T10 ~ 14 x 135mm, T15 ~ 16 x 150mm, T20 ~ 18 x 168mm, T25 ~ 20 x 189mm, T27 ~ 25 x 210mm, T30 ~ 28 x 240mm, T40 ~ 32 x 270mm, T45 ~ 36 x 300mm, T50 ~ 40 x 336mm, S2 WITH CHAMFER, MIRROR SATIN, PVC BLISTER + CARD

STAR & STAR BALL



9PC STUBBY STAR & EXTRA LONG STAR BALL WRENCH SET

No.	DESCRIPTION
41.025.30	T10 ~ 13 x 91mm, T15 ~ 14x 102mm, T20 ~ 15 x 115mm, T25 ~ 16 x 130mm, T27 ~ 17 x 148mm, T30 ~ 18 x 170mm, T40 ~ 19 x 193mm, T45 ~ 20 x 216mm, T50 ~ 21 x 243mm, S2 WITH CHAMFER, MIRROR SATIN, PVC BLISTER + CARD

BALL JOINT HEX KEY WRENCH



17PC SUPER EXTRA JUMBO LONG BALL JOINT HEX KEY WRENCH SET

No.	DESCRIPTION
41.025.45	1.3, 1.5, 2, 2.5, 3, 3.5, 4, 5, 5.5, 6, 7, 8, 10, 12, 14, 17, 19mm, S2 WITH CHAMFER, MIRROR SATIN, ABS HOLDER
41.025.50	1/20, 1/16, 5/64, 3/32, 7/64, 1/8, 9/64, 5/32, 3/16, 7/32, 1/4, 5/16, 3/8, 1/2, 9/16, 5/8, 3/4" , S2 + CHAMFER, MIRROR SATIN FINISH



FOLDING BALL POINT KEY WRENCH



7PC FOLDING BALL POINT KEY WRENCH SET	
No.	DESCRIPTION
41.025.15	1.5, 2, 2.5, 3, 4, 5, 6mm
	S2 WITH CHAMFER
	MIRROR FINISH
	ABS HOLDER

FOLDING STAR KEY WRENCH




7PC FOLDING STAR KEY WRENCH SET	
No.	DESCRIPTION
41.025.20	T10, T15, T20, T25, T27, T30, T40
	S2 WITH CHAMFER
	MIRROR FINISH
	ABS HOLDER

3 WAY STAR KEY WRENCH



10PC 3 WAY STAR KEY WRENCH SET	
No.	DESCRIPTION
41.025.40	T10, T15, T20, T25, T27, T30, T40, T45, T50, T55
	CRV WITH CHAMFER
	SLIVER SATIN FINISH + BLACK TIP

T-HANDLE HEX KEY WRENCH



8PC T-HANDLE HEX KEY WRENCH SET (SOFT GRIP)	
No.	DESCRIPTION
41.025.25	2, 2.5, 3, 4, 5, 6, 8, 10mm
	CRV WITH CHAMFER

HI-TORQUE HEX BALL JOINT



7PC HI-TORQUE L-TYPE, HEX BALL JOINT SET	
No.	DESCRIPTION
41.TH07.10M	2, 3, 4, 5, 6, 8, 10mm
	S2 QUALITY

38PC WRENCH BIT SET



38PC 1/4" 72T WRENCH BIT SET	
No.	DESCRIPTION
41.038.10	S2 QUALITY BIT
	1 - 1/4" RATCHET HANDLE (STAINLESS STEEL)
	1 - 1/4" QUICK RELEASE EXTENSION BAR(MAGNETIC)
	36 - POWER BITS 1/4"DR x 25mmL: T10, T15, T20, T25, T27, T30, T40, T10H, T15H, T20H, T25H, T27H, T30H, T40H, SL3, SL4, SL5, SL6, PH1 x 2, PH2 x 2, PH3 x 2, PZ1 x 2, PZ2 x 2, PZ3 x 2, H2, H2.5, H3, H4, H5, H6

THREE WAY SCREWDRIVER SET



42PC HIGH TORQUE THREE WAY RATCHET SCREWDRIVER SET	
No.	DESCRIPTION
41.042.10	S2 QUALITY, ROBUST PLASTIC BOX
	1 - THREE WAY RATCHET HANDLE
	1 - 1/4"DR x 100mmL EXTENSION BAR
	1 - 1/4"DR BIT ADAPTOR
	30 - POWER BITS 1/4"DR x 25mmL: T10, T15, T20, T25, T27, T30, T40, SL3, SL4, SL5, SL6, SL7, PZ1 x 2, PZ2 x 2, PZ3 x 2, PH1 x 2, PH2 x 2, PH3 x 2, H2, H2.5, H3, H4, H5, H6
	9 - 1/4"DR SPLINE SOCKET: 5, 6, 7, 8, 9, 10, 11, 12, 13mm

TAMPERPROOF TORX BIT SOCKET SET



12PC 1/4" & 3/8" DRIVE TAMPERPROOF TORX BIT SOCKET SET	
No.	DESCRIPTION
41.0312.00	6 - 1/4" DRIVE: T10, T15, T20, T25, T27, T30
	5 - 3/8" DRIVE: T40, T45, T50, T55, T60
	1 - ADAPTOR: 3/8" F x 1/4" M

23PC STAR SOCKET & BIT SET



23PCS 3/8" & 1/4" DRIVE STAR SOCKET & BIT SET	
No.	DESCRIPTION
41.0312.10	4 - 3/8"DR STAR SOCKET: E10, E12, E14, E16
	5 - 1/4"DR STAR SOCKET: E4, E5, E6, E7, E8
	13 - TAMPER PROOF BIT: T7, T8, T9, T10, T15, T20, T25, T27, T30, T40, T45, T50, T55
	1 - COUPLER: 3/8"DR x 5/16"

STAR SOCKET RAIL



10PC 1/4" & 3/8" DRIVE STAR SOCKET RAIL	
No.	DESCRIPTION
41.0312.20	5 - 3/8"DR: E10, E11, E14, E16, E18
	5 - 1/4"DR: E4, E5, E6, E7, E8
	CRV



37PC BIT SET



37PC BIT SET	
No.	DESCRIPTION
41.037.10	S2 QUALITY
	1 - 3/8" DR BIT ADAPTOR, CRV
	1 - 1/2" DR BIT ADAPTOR, CRV
	1 - 3.5" DR BIT EXTENSION BAR
	6 - HEX 30mm: 4, 5, 6, 8, 10, 12
	6 - SPLINE (FINE) 30mm: M4, M5, M6, M8, M10, M12
	10 - SPLINE (COARSE) 30mm: 4, 5, 6, 7, 8, 9, 10, 12, 13, 14mm
	12 - SECURITY STAR 30mm: T10, T15, T20, T25, T27, T30, T40, T45, T50, T55, T60, T70

40PC POWER BIT SET



40PC POWER BIT SET	
No.	DESCRIPTION
41.040.10	ALL BITS IN S2 STEEL & BIT HOLDER SOCKET (3/8" AND 1/2" DR) IN CRV.
	BIT: 10MM HEX SHANK, 30MM & 75MM LONG.
	HEX: 4,5,6,7,8,10 & 12MM.
	TORX: T20,T25,T30,T40,T45,T50,T55.
	SPLINE: M5, M6, M8, M10, M12.

54PC BIT SET



54PC BIT SET	
No.	DESCRIPTION
41.054.10	S2 QUALITY
	17 - HEX 30mm: 4, 5, 6, 7, 8, 10, 12, 14, 5/32, 3/16", 7/32", 1/4", 5/16", 3/8", 7/16", 1/2", 9/16"
	7 - SPLINE 30mm: M5, M6, M8, M10, M12, 75mm: 10, 12
	12 - STAR 30mm: T20, T25, T27, T30, T40, T45, T50, T55, T60, STAR 75mm: T50, T55, T60
	11 - SECURITY STAR 30mm: T10, T15, T20, T25, T27, T30, T40, T45, T50, T55, T60
	2 - HEX ADAPTOR 37mm: 3/8", 1/2"(QUICK RELEASE)
	5 - HEX 75mm: 10, 12, 14, 1/2", 9/16"

42PC MECHANIC'S BIT SET



42PC MECHANIC'S BIT SET	
No.	DESCRIPTION
41.042.20	S2 QUALITY
	7 - HEX 30mm : 4,5,6,7,8,10,12
	5 - SPLINE 30mm : 5,6,8,10,12
	8 - TORX 30mm : 20,25,30,40,45,50,55,60
	7 - HEX 75mm : 4,5,6,7,8,10,12
	5 - SPLINE 75mm : 5,6,8,10,12
	8 - TORX 75mm : 20,25,30,40,45,50,55,60

TELESCOPIC SCREWDRIVER & BIT



46PC TELESCOPIC RATCHET PRECISION SCREWDRIVER & BIT SET

No.	DESCRIPTION
41.046.10	CRV NUT DRIVER, CRMO BIT, ROBUST PLASTIC BOX
	1 - RATCHET HANDLE
	1 - FREE SECTIONS BIT EXTENSION BAR
	1 - MAGNETIC EXTENSION 120mm WITH HEX SHANK
	30 - BIT: T4, T5, T6, T7, T8, T9, T10, T15, T20, SL1, SL1.5, SL2, SL2.5, SL3, SL3.5, SL4, PH000, PH00, PH0, PH1, PZ0, PZ1, H0.7, H0.9, H1.3, H1.5, H2.0, H2.5, H3.0, H4.0
	6 - DOUBLE END BIT: [+] $100 \times [-]2.0 \times 120$ mm, [+] $0 \times [-]3.0 \times 120$ mm, [+] $1 \times [-]4.0 \times 120$ mm, TT5 \times TT20 $\times 120$ mm, TT6 \times TT15 $\times 120$ mm, TT8 \times TT10 $\times 120$ mm

HEX SOCKET BIT SET



3/8"
9.5mm

7PC 3/8" DRIVE HEX SOCKET BIT SET

No.	DESCRIPTION
41.008.30	7 - SOCKET METRIC: 3, 4, 5, 6, 7, 8, 10mm (OVERALL LENGTH: 155mm, CRV)
41.008.35	7 - SOCKETS SAE: 1/8", 5/32", 3/16", 7/32", 1/4", 5/16", 3/8" (OVERALL LENGTH: 155mm, CRV)

HIGH QUALITY HEX BIT SOCKET



1/2"
12.7mm

9PC HIGH QUALITY HEX BIT SOCKET SET

No.	DESCRIPTION
	OVERALL LENGTH 55mm, KNURLING, BITS: S2 QUALITY
41.009.60	1/2"DR HBS: H4, H5, H6, H7, H8, H10, H12, H14, H17
41.009.65	1/2"DR HBS: 5/32", 3/16", 1/4", 9/32", 5/16", 3/8", 15/32", 9/16", 11/16"

HIGH QUALITY LONG HEX BIT SOCKET



1/2"
12.7mm

9PC HIGH QUALITY LONG HEX BIT SOCKET SET

No.	DESCRIPTION
	OVERALL LENGTH 100mm, KNURLING, BITS: S2 QUALITY
41.009.70	1/2"DR HBS: H4, H5, H6, H7, H8, H10, H12, H14, H17
41.009.75	1/2"DR HBS: 5/32", 3/16", 1/4", 9/32", 5/16", 3/8", 15/32", 9/16", 11/16"

IN-HEX SOCKET RAIL



1/2"
12.7mm

10PC 1/2" DRIVE DEEP SOCKET RAIL

No.	DESCRIPTION
41.2012.H10M	10 - 100L BIT SOCKET METRIC: H4, H5, H6, H7, H8, H10, H12, H14, H17, H19



TAMPERPROOF TORX BIT SOCKET



1/2"
12.7mm

10PC 1/2" DRIVE TAMPERPROOF TORX BIT SOCKET SET

No.	DESCRIPTION
41.009.80	TS20, TS25, TS27, TS30, TS40, TS45, TS50, TS55, TS60

MAGNETIC NUT SETTER



MAGNETIC NUT SETTER

No.	DESCRIPTION
41.EB42.10	1/4" x 42L
41.EB42.20	5/16" x 42L
41.EB45.10	3/8" x 45L
41.EB65.10	1/4" x 65L
41.EB65.20	5/16" x 65L
41.EB65.30	3/8" x 65L

EXTENSION ADAPTOR



1/4"
6.3mm

3/8"
9.5mm

1/2"
12.7mm

3PC EXTENSION ADAPTOR SET

No.	DESCRIPTION
41.EBT03.10	CRV SANDBLASTED 1/4" HEX DRIVE x 1/4" x 65L
	3/8" HEX DRIVE x 1/4" x 65L
	1/2" HEX DRIVE x 1/4" x 72L

EXTENSION BAR



1/4"
6.3mm

3/8"
9.5mm

1/2"
12.7mm

9PC EXTENSION BAR SET

No.	DESCRIPTION
41.009.10	3 - 1/4"DR: 2", 4", 9"
	3 - 3/8"DR: 3", 5", 9"
	3 - 1/2"DR: 2", 5", 10"

TORX IMPACT SOCKET

3/8"
9.5mm



7PC 3/8" DRIVE TORX IMPACT SOCKET SET

No.	DESCRIPTION
41.009.77	T20, T25, T27, T30, T40, T45, T50
	LENGTH: 52mm

TORX IMPACT SOCKET

1/2"
12.7mm



11PC 1/2" DRIVE TORX IMPACT SOCKET SET

No.	DESCRIPTION
41.009.81	T15, T20, T27, T30, T40, T45, T47, T50, T55, T60, T70
	DEPTH: 25mm
	LENGTH: 78mm (D25mm x 78L)

6PC 1/2" DR MULTI-SPLINE IMPACT SOCKET SET

1/2"
12.7mm



6PC 1/2" DR MULTI-SPLINE IMPACT SOCKET SET

No.	DESCRIPTION
41.006.95	M14 x 60mm, M16 x 60mm, M18 x 60mm, M14 x 105mm, M16 x 105mm, M18 x 105mm.

TORX IMPACT SOCKET

3/4"
19.0mm



4PC 3/4" DRIVE TORX IMPACT SOCKET SET

No.	DESCRIPTION
41.009.82	T70, T80, T90, T100
	DEPTH: 44mm
	LENGTH: 100mm



IN-HEX IMPACT SOCKET

3/8"
9.5mm



7PC 3/8"DRIVE IN-HEX IMPACT SOCKET SET (METRIC)

No.	DESCRIPTION
41.009.86	4, 5, 6, 7, 8, 10, 12mm

7PC 3/8"DRIVE IN-HEX IMPACT SOCKET SET (SAE)

No.	DESCRIPTION
41.009.87	3/16", 7/32", 1/4", 5/16", 3/8", 7/16", 1/2"

IN-HEX IMPACT SOCKET

1/2"
12.7mm



8PC 1/2"DRIVE IN-HEX IMPACT SOCKET SET (METRIC)

No.	DESCRIPTION
41.009.92	5 - LENGTH 60mm: H10, H11, H12, H13, H14
	3 - LENGTH 78mm: H15, H17, H19
	MATERIAL: AISI8660 MAGNETIC PHOSPHATE

8PC 1/2"DRIVE IN-HEX IMPACT SOCKET SET (SAE)

No.	DESCRIPTION
41.009.93	5 - LENGTH 60mm: 1/4", 5/16", 3/8", 7/16", 1/2"
	3 - LENGTH 78mm: 9/16", 5/8", 3/4"
	MATERIAL: AISI8660 MAGNETIC PHOSPHATE

IN-HEX IMPACT SOCKET

3/4"
19.0mm



7PC 3/4"DRIVE IN-HEX IMPACT SOCKET SET (METRIC)

No.	DESCRIPTION
41.009.90	LENGTH: 88mm
	19, 21, 22, 24, 27, 30, 32mm
	MATERIAL: AISI8660 MAGNETIC PHOSPHATE

7PC 3/4"DRIVE IN-HEX IMPACT SOCKET SET (SAE)

No.	DESCRIPTION
41.009.91	LENGTH 88mm
	3/4", 7/8", 15/16", 1", 1-1/16", 1-3/16", 1-1/4"
	MATERIAL: AISI8660 MAGNETIC PHOSPHATE

IN-HEX IMPACT SOCKET

3/4"
19.0mm



9PC 3/4"DRIVE IN-HEX IMPACT SOCKET SET (SAE)

No.	DESCRIPTION
41.009.94	LENGTH 88mm
	3/4", 13/16", 7/8", 15/16", 1", 1-1/16", 1-1/8", 1-3/16", 1-1/4"
	MATERIAL: AISI8660 MAGNETIC PHOSPHATE

SLEDGE HAMMER



SLEDGE HAMMER WITH FIBERGLASS HANDLE

No.	DESCRIPTION
41.2394.04	4LB

CLUB HAMMER



CLUB HAMMER WITH FULL TPR COATING HANDLE

No.	DESCRIPTION
41.2394.25	2.5LB
41.2394.30	3.0LB
41.2394.40	4.0LB
	FIBERGLASS HANDLE
	TPR RUBBER COATING

5PC BALL PEIN HAMMER SET



5PC BALL PEIN HAMMER SET

No.	DESCRIPTION
41.2609.05	FIBERGLASS HANDLE
	TPR RUBBER COATING
	8, 12, 16, 24, 32oz

BALL PEIN HAMMER



BALL PEIN HAMMER

No.	DESCRIPTION
41.2609.16	16oz (450g)
41.2609.24	24oz (675g)
	FIBERGLASS HANDLE
	TPR RUBBER COATING

BALL PEIN HAMMER



BALL PEIN HAMMER

No.	DESCRIPTION
41.2608.10	760g
41.2608.20	1020g
	HIGH QUALITY POLYURETHANE, STEEL SHOT FILLED
	AND CONVEX-FACED HEADS.



DEAD BLOW HAMMER



DEAD BLOW HAMMER	
No.	DESCRIPTION
41.2569.40	1400g
41.2569.80	5500g
41.2568.10	680g
41.2568.20	1020g
41.2568.30	1360g
41.2568.40	1644g
	HIGH QUALITY POLYURETHANE
	STEEL SHOT FILLED & CONVEX-FACED HEADS
	HIGH STRENGTH HANDLE WITH SAFE GRIP

DEAD BLOW HAMMER



DEAD BLOW HAMMER	
No.	DESCRIPTION
41.2607.15	40mm
	NON-SPARKING, RESISTANT TO ABRASION & COMPRESSION
	FIBERGLASS HANDLE FOR BETTER STRENGTH

INCLUDING NYLON TIPS


DEAD BLOW HAMMER



DEAD BLOW HAMMER	
No.	DESCRIPTION
41.2607.10	40mm
	NON-SPARKING, RESISTANT TO ABRASION & COMPRESSION
	FIBERGLASS HANDLE FOR BETTER STRENGTH

EXCLUDING TIPS

TIP



TIP	
No.	DESCRIPTION
41.2607.01T	40mm NYLON TIP
41.2607.02T	40mm PU TIP
41.2607.03T	40mm RUBBER TIP
41.2607.04T	40mm ALUMINIUM / PU TIP
41.2607.05T	40mm MINING / PU TIP
41.2607.06T	40mm STAINLESS STEEL / PU TIP
	TO SUIT 41.2607.10

RUBBER MALLET



RUBBER MALLET WITH FIBERGLASS HANDLE	
No.	DESCRIPTION
41.2566.24	24oz
41.2566.32	32oz

TAPER PUNCH SET



3PC TAPER PUNCH SET

No.	DESCRIPTION
41.003.20	3/16" x 300mm
	1/4" x 340mm
	5/16" x 390mm
	CRV

FLAT COLD CHISEL SET



5PC FLAT COLD CHISEL SET

No.	DESCRIPTION
41.2715.00	3/8" x 5-1/2", 1/2" x 6", 5/8" x 7", 3/4" x 8", 7/8" x 8"


PIN PUNCH



8PC PIN PUNCH SET METRIC

No.	DESCRIPTION
41.008.10	1.6, 2.3, 3.2, 4.0, 4.8, 5.5, 6.4, 8.0
	CRV

3PC SOLID BRASS PIN AND DRIFT PUNCH SET




3PC SOLID BRASS PIN AND DRIFT PUNCH SET

No.	DESCRIPTION
41.2715.05	1/4" x 4", 3/8" x 6" PIN PUNCH, 1/2" x 8" DRIFT PUNCH.
	NON -SPARKING SOLID BRASS PUNCHES DESIGNED TO PREVENT DAMAGE TO THE OBJECT BEING STRUCK.



3PC SOLID BRASS DRIFT PUNCH SET



3PC SOLID BRASS DRIFT PUNCH SET	
No.	DESCRIPTION
41.2715.10	5/8" x 8", 3/4" x 14" PIN PUNCH, 3/4" x 10" DRIFT PUNCH. NON -SPARKING SOLID BRASS PUNCHES DESIGNED TO PREVENT DAMAGE TO THE OBJECT BEING STRUCK.

PRY BAR SET



4PC PRY BAR SET	
No.	DESCRIPTION
41.2544.04	1/4" x 8", 3/8" x 12", 7/16" x 8", 7/16" x 24" CARBON STEEL PE BAG

PRY BAR



PRY BAR	
No.	DESCRIPTION
41.2544.175	17-1/2"
41.2544.24	24-1/4"

PRY BAR JUMBO	
No.	DESCRIPTION
41.2544.36	36"

IMPACT DRIVER WITH S2 BITS



IMPACT DRIVER WITH S2 BITS	
No.	DESCRIPTION
41.005.70	(-) FLAT - 5mm x 35mmL, 8mm x 35mmL, 10mm x 35mmL (+) PH - 1 x 35mmL, 2 x 35mmL, 3 x 35mmL

FILE SET



5PC FILE SET

No.	DESCRIPTION
41.333.00	LENGTH: 8"
	FILE STEEL: M12

FILES - INDIVIDUAL



FILES - INDIVIDUAL

No.	DESCRIPTION
41.332.01	8" FLAT
41.332.02	8" ROUND
41.332.03	8" HALF ROUND
41.332.04	8" TRIANGULAR
41.332.05	8" SQUARE
	M12 STEEL

NEEDLE FILE SET



12PC NEEDLE FILE SET

No.	DESCRIPTION
41.333.05	12PC, HIGH CARBON STEEL, LENGTH:160mm
	Flat File, Half Round File, Triangular File, Square File, Round File,
	Flat-Point File, Knife Type File, Barrette File, Crossing File, Oval File,
	Feather Edge File, Round Edge Flat File

BRUSH SET



3PC BRUSH SET

No.	DESCRIPTION
41.006.00	PLASTIC, BRASS & STAINLESS STEEL



LOCKING PLIER SET



4PC LOCKING PLIER SET

No.	DESCRIPTION
41.004.22	CHROME VANADIUM STEEL JAW
	CHROME MOLYBDENUM STEEL HANDLE
	LONG NOSE 150mm, 225mm
	CURVED JAW 175, 250mm.

PLIER SET



4PC PLIER SET

No.	DESCRIPTION
41.004.20	160mm DIAGONAL CUTTING PLIERS
	200mm LONG NOSE PLIERS
	220mm LINESMAN PLIERS
	250mm LOCKING PLIERS

VDE PLIER SET



4PC VDE PLIER SET

No.	DESCRIPTION
41.004.40	6" SIDE CUTTER
	10" MULTI-GRIP
	8" COMBINATION
	8" LONG NOSED
	CRV, VDE APPROVED, INSULATED TO 1000V AC

CIRCLIP PLIER SET



4PC CIRCLIP PLIER SET

No.	DESCRIPTION
41.004.25	5"
41.004.30	7"
	CRV, VINYL COATED HANDLE
	4 - EXTERNAL BENT, EXTERNAL STRAIGHT, INTERNAL STRAIGHT, INTERNAL BENT

3PC 11" LONG HANDLE PLIER SET



3PC 11" LONG HANDLE PLIER SET

No.	DESCRIPTION
41.003.05	STRAIGHT, 45 DEGREE & 90 DEGREE
	BENT LONG HANDLE PLIERS

3PC 11" LONG HANDLE HOSE PLIER SET



3PC 11" LONG HANDLE HOSE PLIER SET

No.	DESCRIPTION
41.003.10	15/16", 1/2" & 3/4" HOSE LONG HANDLE PLIERS

3PC NIPPERS COMBO PLIER SET



3PC NIPPERS COMBO PLIER SET

No.	DESCRIPTION
41.003.15	8" NIPPERS END CUTTING
	10" PRINCERS TOWER & 8" COMBINATION PLIERS

COMBINATION CIRCLIP PLIER



COMBINATION INTERNAL / EXTERNAL CIRCLIP PLIER SET

No.	DESCRIPTION
41.3250.10	RANGE: 10 ~ 50mm
	INCLUDES 180°, 90° & 45° CONVERTIBLE TIPS

HEAVY DUTY CIRCLIP PLIER



2PC 10-1/2" HEAVY DUTY CIRCLIP PLIER SET

No.	DESCRIPTION
41.3250.02	INTERIOR PLIER CAPACITY: 60 ~ 85mm
	EXTERIOR PLIER CAPACITY: 45 ~ 85mm

CIRCLIP PLIER



13PC INTERNAL / EXTERNAL CIRCLIP PLIER SET

No.	DESCRIPTION
41.004.35	FEATURES 0, 45, 90 TIP ANGLES
	TIP SIZE 1mm FITS CIRCLIP SIZE 8 ~ 18
	TIP SIZE 1.2mm FITS CIRCLIP SIZE 12 ~ 25
	TIP SIZE 1.8mm FITS CIRCLIP SIZE 18 ~ 48
	TIP SIZE 2.3mm FITS CIRCLIP SIZE 31 ~ 82



BRAKE SPRING PLIERS




BRAKE SPRING PLIERS

No.	MATERIAL	LENGTH
41.3110.05	CRV	320mm

1. TRADE QUALITY CHROME VANADIUM STEEL
2. EASILY REMOVES AND INSTALLS SHOE RETURN SPRINGS ON MOST DRUM BRAKES

WATER PUMP PLIER



WATER PUMP PLIER - BOX JOINT

No.	TYPE	LENGTH
41.3110.10	EURO STLYE	240mm(10")

WATER PUMP PLIERS



WATER PUMP PLIERS - MULTI-GRIP PLIERS

No.	TYPE	LENGTH
41.3110.16	DIPPED GRIPS HANDLE	16" (400mm)
41.3110.20	DIPPED GRIPS HANDLE	20"(500mm)

ANGLE TIP LOCK RING PLIERS



ANGLE TIP LOCK RING PLIERS

No.	TYPE	LENGTH
41.3151.10	STEEL	8-1/4" (210mm)

USED TO SPREAD SNAP RINGS FOUND ON BRAKES, PEDAL SHAFTS, TRANSMISSIONS, CLUTCH SHAFTS, MACHINE TOOLS, AND SOME PISTON RING JAWS ARE SCORED ON OUTSIDE FOR SECURE GRIPPING. DROP FORGED ALLOY STEEL, POLISHED JAWS, NICKEL-CHROME PLATED. TIP: FLAT, ANGLED, SERRATED. SPREAD: 3/4" (19MM) LENGTH: 8-1/4" (210MM)

STRAIGHT TIP LOCK RING PLIERS



STRAIGHT TIP LOCK RING PLIERS

No.	TYPE	LENGTH
41.3151.15	STEEL	8-1/4" (210mm)

USED TO SPREAD SNAP RINGS FOUND ON BRAKES, PEDAL SHAFTS, TRANSMISSIONS, CLUTCH SHAFTS, MACHINE TOOLS, AND SOME PISTON RING JAWS ARE SCORED ON OUTSIDE FOR SECURE GRIPPING. DROP FORGED ALLOY STEEL, POLISHED JAWS, NICKEL-CHROME PLATED. TIP: FLAT, STRAIGHT, SERRATED. SPREAD: 3/4" (19MM) LENGTH: 8-1/4" (210MM)

CLIC-R COLLAR PLIER



CLIC-R COLLAR PLIERS

No.	MATERIAL	LENGTH
41.3151.20	*STEEL	8" (200mm)

PLIER MIDGET DIAGONAL CUT



PLIER MIDGET DIAGONAL CUTTING

No.	MATERIAL	LENGTH
41.3151.25	STEEL	5" (125mm)

FINE BLADE PLIERS FOR ELECTRONIC WORK. CUSION GRIP HANDLES.

PLIER WIRE ROPE CUTTING



PLIER WIRE ROPE CUTTING

No.	MATERIAL	LENGTH
41.3151.30	CRV STEEL	7" (175mm)

CUTTING CAPACITY: 3/16" (5MM) WIRE ROPE & 1/16" (1.6MM) SPRING WIRE.
CUTTING EDGE HARDNESS 60HRC. ANTI RUST.

PLIER STORK BEAK



PLIER STORK BEAK 11"

No.	FEATURE	MATERIAL	LENGTH
41.3151.35	STRAIGHT	CRMO STEEL	11" (280mm)
41.3151.40	BENT NOSE 45°	CRMO STEEL	11" (280mm)
41.3151.45	BENT NOSE 90°	CRMO STEEL	11" (280mm)

- IDEAL FOR REACHING INTO RECESSED AREAS
- PLIERS FEATURE TREMENDOUS GRIPPING POWER ENABLING STRONG TWIST ACTION WITHOUT DISTORTION TO PLIERS JAWS

PLIER 4 POINT GRIPPING




PLIER 4 POINT GRIPPING 11"

No.	FEATURE	MATERIAL	LENGTH
41.3349.08	5/16"	CRMO STEEL	8" (200mm)
41.3151.50	5/16"	CRMO STEEL	11" (280mm)
41.3151.55	1/2"	CRMO STEEL	11" (280mm)
41.3151.60	3/4"	CRMO	11" (280mm)

- SUITABLE FOR USING ON HOSES & SPARK PLUG WIRES ETC



NIPPERS END CUTTING



NIPPERS END CUTTING 8"

No.	MATERIAL	LENGTH
41.3151.65	CRMO STEEL	8" (200mm)

- *NG* IDEAL FOR REACHING INTO RECESSED AREAS
- *NG*PLIERS FEATURE TREMENDOUS GRIPPING POWER ENABLING STRONG TWIST ACTION WITHOUT DISTORTION TO PLIERS JAWS

PINCER TOWER



PINCER TOWER 10"

No.	MATERIAL	LENGTH
41.3151.70	CRMO STEEL	10" (250mm)

- HEAVY DUTY TOOL FOR INDUSTRIAL APPLICATIONS

SLIP JOINT PLIER



SLIP JOINT PLIER

No.	TYPE	LENGTH
41.3151.75	DIPPED GRIPS	8" (200mm)

PLIER OIL FILTER




PLIER OIL FILTER 250MM(10")

No.	MATERIAL	LENGTH
41.3151.80	CRMO STEEL	10" (250mm)
41.3151.81	CRMO STEEL	12" (300mm)

- PROFESSIONAL TOOL DEVELOPED FOR AUTO REPAIR APPLICATION
- HEAVY DUTY
- CROSS SERRATION ON JAWS

PLIERS PINCH OFF TOOL



PLIERS PINCH OFF TOOL

No.	MATERIAL	LENGTH
41.3151.85	STEEL	8" (200mm)

IDEAL FOR TEMPORARY SEAL TO AIR AND VACUUM HOSES. PLIERS FEATURE THREE POSITION LOCKING CLAMP TO ALLOW DIFFERENT PRESSURES TO BE APPLIED. MADE FROM TENSILE STAINLESS STEEL.

PLIERS PINCH OFF TOOL CURVED



PLIERS PINCH OFF TOOL CURVED

No.	MATERIAL	LENGTH
41.3151.90	STEEL	8" (200mm)

IDEAL FOR TEMPORARY SEAL TO AIR AND VACUUM HOSES. PLIERS FEATURE THREE POSITION LOCKING CLAMP TO ALLOW DIFFERENT PRESSURES TO BE APPLIED. MADE FROM TENSILE STAINLESS STEEL.

CIRCLIP PLIER



CIRCLIP PLIER

No.	FEATURE
41.3251.07	EXTERNAL - STRAIGHT, 7"(170MM)
41.3255.07	INTERNAL - STRAIGHT, 7"(170MM)
41.3253.07	EXTERNAL - BENT, 7"(170MM)
41.3257.07	INTERNAL - BENT, 7"(170MM)

LONG NOSE PLIER



LONG NOSE PLIER

No.	TYPE	LENGTH
41.3342.08	DIPPED GRIPS	8" (200mm)

DIAGONAL CUTTING PLIER



DIAGONAL CUTTING PLIER

No.	TYPE	LENGTH
41.3340.06	DIPPED GRIPS	6" (150mm)

DIAGONAL CUTTING PLIER



DIAGONAL CUTTING PLIER

No.	TYPE	LENGTH
41.3340.08	DIPPED GRIPS	8" (200mm)



COMBINATION PLIER



COMBINATION PLIER		
No.	TYPE	LENGTH
41.3475.10	DIPPED GRIPS	8" (200mm)

ELECTRIC CABLE CUTTER




8" ELECTRIC CABLE CUTTER		
No.	TYPE	LENGTH
41.3444.08	DIPPED GRIPS HANDLE	8" (200mm)

WIRE TWISTING PLIERS



WIRE TWISTING PLIERS		
No.	TYPE	LENGTH
41.3470.09	STEEL	9" (225mm)

FENCING PLIER



FENCING PLIER		
No.	TYPE	LENGTH
41.3580.10	DIPPED GRIPS	10" (250mm)
41.3580.12	DIPPED GRIPS	12" (300mm)

WHEEL BALANCING WEIGHT TOOL



WHEEL BALANCING WEIGHT TOOL

No.	TYPE	LENGTH
41.3460.10	DIPPED GRIPS	10" (250mm)

LOCKING PLIER



LOCKING PLIER

No.	FEATURE	TYPE	LENGTH
41.LP06.175	CURVED JAW	CRV	7"(175mm)
41.LP06.250	CURVED JAW	CRV	10"(250mm)
41.LP08.250	SHEET METAL GRIP	CRV	10"(250mm)

LOCKING PLIER LONG NOSE



LOCKING PLIER LONG NOSE

No.	FEATURE	TYPE	LENGTH
41.LP06.150	LONG NOSE	CRV	6"(150mm)
41.LP06.225	LONG NOSE	CRV	9"(225mm)

LOCKING PLIER C-CLAMP



LOCKING PLIER C-CLAMP

No.	FEATURE	TYPE	LENGTH
41.LPW06.11	C-CLAMP	CRV	11"(275mm)




RIVETER GS APPROVED MACSON



RIVETER - GS APPROVED MACSON TYPE	
No.	DESCRIPTION
41.701.10	RIVETING SIZE: 2.4mm(3/32"), 3.2mm(1/8"), 4.0mm(5/32"), 4.8mm(3/16")

RIVETER - HEAVY DUTY POPP STYLE



RIVETER - HEAVY DUTY POPP STYLE	
No.	DESCRIPTION
41.755.10	RIVETING SIZE: 3.2mm(1/8"), 4.0mm(5/32"), 4.8mm(3/16")

RIVETER SCISSOR ACTION



RIVETER - SCISSOR ACTION INDUSTRIAL	
No.	DESCRIPTION
41.710.10	RIVETING SIZE: 2.4mm(3/32"), 3.2mm(1/8"), 4.0mm(5/32"), 4.8mm(3/16")

RIVETER LONG HANDLE



RIVETER - LONG HANDLE	
No.	DESCRIPTION
41.704.10	RIVETING SIZE: 2.4mm(3/32"), 3.2mm(1/8"), 4.0mm(5/32"), 4.8mm(3/16")

RIVETER SWIVEL HEAD



RIVETER - SWIVEL HEAD	
No.	DESCRIPTION
41.736.10	RIVETING SIZE: 2.4mm(3/32"), 3.2mm(1/8"), 4.0mm(5/32"), 4.8mm(3/16")

TAMPER PROOF TORX SCREWDRIVER



10PC TAMPER PROOF TORX SCREWDRIVER SET

No.	DESCRIPTION
41.SD10.10	T7, T8, T9, T10, T15, T20, T25, T27, T30, T40 CRMO

10PC SCREWDRIVER SET WITH EXTRA 3cm SHANK

No.	DESCRIPTION
41.SD10.20	T7, T8, T9, T10, T15 x 75mm, T20, T25, T27 x 100mm, T30 x 110mm, T40 x 120mm CRMO

VDE SCREWDRIVER



7PC VDE SCREWDRIVER SET

No.	DESCRIPTION
41.SD07.10	PHILLIPS: #0 60mm, #1 80mm, #2 100mm SLOTTED: 3 x 100mm, 4 x 100mm, 5.5 x 125mm, 6.5 x 150mm

GO - THROUGH SCREWDRIVER



12PC GO - THROUGH SCREWDRIVER SET

No.	DESCRIPTION
41.SD12.10	S2 QUALITY BLADE, ANTISLIP HANDLE, MAGNETIC TIP [+] 4 x 200mm, 3 x 150mm, 2 x 100mm, 1 x 100mm, 0 x 75mm, 2 x 38mm [-] 9.5 x 200mm, 8 x 150mm, 6 x 100mm, 5 x 100mm, 3 x 75mm, 6 x 38mm

← HEXAGONAL HEAD

GO - THROUGH TAMPER PROOF SCREWDRIVER



8PC GO - THROUGH SCREWDRIVER SET

No.	DESCRIPTION
41.SD08.10	S2 HEX BLADE, MAGNETIC TIP (-) 6mm x 38mmL, 5mm x 75mmL, 6mm x 100mmL, 8mm x 150mmL, 10mm x 250mmL (+) PH2 x 38mmL, PH1 x 75mmL, PH2 x 100mmL



PRECISION SCREWDRIVER



6PC PRECISION SCREWDRIVER SET	
No.	DESCRIPTION
41.SD06.10	[+] 1, 1.4, 2.0, 2.4mm
	[-] 3.0, 3.5mm

SCREWDRIVERS – INDIVIDUAL



SCREWDRIVERS - INDIVIDUAL (TO SUIT 41.SD12.10)	
No.	DESCRIPTION
41.SD12.F02	(-) 3 x 75mm
41.SD12.F03	(-) 5 x 100mm
41.SD12.F04	(-) 6 x 100mm
41.SD12.P02	(+) 0 x 75mm
41.SD12.P03	(+) 1 x 100mm
41.SD12.P04	(+) 2 x 100mm
S2 QUALITY BLADE, ANTISLIP HANDLE, MAGNETIC TIP	

SCREWDRIVERS - INDIVIDUAL



SCREWDRIVERS - INDIVIDUAL (TO SUIT 41.SD08.10)	
No.	DESCRIPTION
41.SD08.F05	(-) 5 x 75mm
41.SD08.F06	(-) 6 x 100mm
41.SD08.F08	(-) 8 x 150mm
41.SD08.P01	(+) 1 x 75mm
41.SD08.P02	(+) 2 x 100mm
S2 QUALITY BLADE, MAGNETIC TIP	

MEASURING TAPE METRIC



MEASURING TAPE (METRIC)	
No.	DESCRIPTION
41.992.08	8 METRES - 1" BLADE
	METAL CASING, NYLON COATED BLADE

BOLT CUTTER HIGH TENSILE



BOLT CUTTER - HIGH TENSILE, CRMO JAWS

No.	DESCRIPTION
41.BC01.12	12", CAPACITY: 5.55mm(7/32")
41.BC01.14	14", CAPACITY: 7mm(9/32")
41.BC01.18	18", CAPACITY: 8mm(5/16")
41.BC01.24	24", CAPACITY: 10mm(3/8")
41.BC01.36	36", CAPACITY: 14.287mm(9/16")

HOOK & PICK



4PC HOOK & PICK SET

No.	DESCRIPTION
41.005.10	HOOK & PICK

UTILITY KNIFE



UTILITY KNIFE

No.	DESCRIPTION
41.993.10	SK5 BLADE, RUBBER GRIP SNAP OFF BLADES

UTILITY KNIFE



UTILITY KNIFE

No.	DESCRIPTION
41.993.00	QUICK CHANGE FOLDING UTILITY KNIFE
41.993.BL	UTILITY KNIFE BLADE (0.66mm)



MULTI PURPOSE SHEAR



7.5" MULTI PURPOSE SHEAR

No.	DESCRIPTION
41.785.10	STAINLESS STEEL WITH SAFETY LOCK

LONG CUT AVIATION TIN SNIP



LONG CUT AVIATION TIN SNIP

No.	DESCRIPTION
41.783.10	CRMO

AVIATION TIN SNIP



AVIATION TIN SNIP

No.	DESCRIPTION
41.781.10	LEFT
41.781.20	STRAIGHT
41.781.30	RIGHT
CRMO JAWS, COLOUR - CODED HANDLES	

AVIATION TIN SNIP SET



3PC AVIATION TIN SNIP SET

No.	DESCRIPTION
41.003.03	4.781.10 - LEFT
	41.781.20 - STRAIGHT
	41.781.30 - RIGHT

HACKSAW



HACKSAW	
No.	DESCRIPTION
41.994.12	12" x 24 tpi
	QUICK RELEASE WITH GERMAN BI - METAL BLADE
	TRADE GRADE

DEBURRING TOOL RIGHT HAND



DEBURRING TOOL RIGHT HAND	
No.	DESCRIPTION
41.993.20	HIGH CARBON STEEL FOR BRASS, ALUMINIUM & PLASTIC
	WITH HANDY REAR STORAGE FOR BLADES
41.993.21	BLADES (2 PACK), HSS

SCRAPER



3PC SCRAPER SET	
No.	DESCRIPTION
41.993.30	10, 15, 23mm, STAINLESS STEEL

4PC CHISEL SET



4PC CHISEL SET (GASKET SCRAPER)	
No.	DESCRIPTION
41.993.35	2 RIGID & 2 FLEX
	2 x 1 - 165mm
	2 x 1 - 210mm



IMPACT WEDGE PROOF EXTRACTOR



3/8"
9.5mm

1/2"
12.7mm

6PC 1/2" DRIVE IMPACT WEDGE PROOF EXTRACTOR SET	
No.	DESCRIPTION
41.500.00	NEW DESIGN 3/8" DRIVE IMPACT TYPE WEDGE PROOF EXTRACTORS MADE FROM SNCM+V MOLYBDENUM STEEL WITH HEAT TREATMENT TO OBTAIN MAXIMUM HARDNESS WITHOUT BREAKING SIZES: 2, 3, 4, 6, 8, 10MM LENGTH: 61MM
41.500.05	NEW DESIGN 1/2" DRIVE IMPACT TYPE WEDGE PROOF EXTRACTORS MADE FROM SNCM+V MOLYBDENUM STEEL WITH HEAT TREATMENT TO OBTAIN MAXIMUM HARDNESS WITHOUT BREAKING SIZES: 8-10MM, 10-12MM, 12-14MM, 14-16MM, 16-18MM LENGTH: 81MM

SCREW EXTRACTOR



16PC SCREW EXTRACTOR SET	
No.	DESCRIPTION
41.500.10	MADE FROM C410 ALLOY STEEL 3, 4, 5, 5.5, 6, 8, 10, 11, 12, 14mm 1/8", 3/16", 1/4", 3/8", 1/2"


POWER FASTENER EXTRACTOR




1/4"
6.3mm

8PC 1/4" DRIVE POWER FASTENER EXTRACTOR SET (METRIC)	
No.	DESCRIPTION
41.500.15	SNCM+V MOLYBDENUM STEEL 6, 8, 10, 11, 12, 13, 14mm

THREAD FILE



INTERNAL & EXTERNAL THREAD FILE (METRIC)	
No.	DESCRIPTION
41.500.20	RESTORES BATTERED, RUSTED & CORRODED THREADS QUICKLY ALL THREAD SIZES ARE CLEARLY MARKED ON THE FILE SELECT THE CORRECT SIZE THREAD, OVERLAP THE FILE ON A FEW GOOD THREADS & USE THE TOOL JUST LIKE A FILE TO RESTORE DAMAGED AREA WORKS ON RIGHT OR LEFT HAND THREADS. FINE & COARSE THREAD SIZES: 0.8, 1, 1.25, 1.5, 1.75, 2, 2.5, 3MM PITCH LENGTH: 9" (230MM), WIDTH 7/16" (11MM) SQUARE



INTERNAL & EXTERNAL THREAD FILE (SAE)	
No.	DESCRIPTION
41.500.25	RESTORES BATTERED, RUSTED & CORRODED THREADS QUICKLY ALL THREAD SIZES ARE CLEARLY MARKED ON THE FILE SELECT THE CORRECT SIZE THREAD, OVERLAP THE FILE ON A FEW GOOD THREADS & USE THE TOOL JUST LIKE A FILE TO RESTORE DAMAGED AREA WORKS ON ALL DIAMETERS, RIGHT OR LEFT HAND THREADS FINE & COARSE THREAD SIZES: 10, 11, 12, 14, 16, 18, 20 & 24 TPI LENGTH: 9" (230MM), WIDTH 7/16" (11MM) SQUARE

EXTERNAL THREAD RESTORER FILE



3PC EXTERNAL THREAD RESTORER FILE SET

No.	DESCRIPTION
41.500.30	RESTORATION TOOL SET FOR DAMAGED OR CORRODED THREADS
	REPAIRS ALMOST ANY DIAMETER BOLT OR STUD
	HANDLES LEFT OR RIGHT HANDED THREADS
	IDEAL FOR WORKING IN HARD TO REACH AREAS
	THREAD FILE SIZES:(1) 0.75, 1, 1.25, 1.5, 1.75, 2, 2.5, 3MM
	(2) 11, 12, 13, 14, 16, 18, 20, 24 SAE
	(3) 9, 10, 12, 16, 20, 27, 28, 32 SAE

SCREW PITCH GAUGE



SCREW PITCH GAUGE (METRIC)

No.	DESCRIPTION
41.500.35	0.4, 0.45, 0.5, 0.6, 0.7, 0.75, 1, 1.25, 1.5, 1.75, 2, 2.5, 3, 3.5, 4, 4.5, 5, 5.5, 6mm

ANGLE NUT SPLITTER



ANGEL NUT SPLITTER

No.	DESCRIPTION
41.500.40	SPLITS MOST STUBBORN NUTS 7/16"(11mm) THROUGH 3/4"(19mm) ACROSS THE FLATS
	WORKS IN CHANNELS, NOT ACCESSIBLE TO OTHER TOOLS
	PARALLEL ACTION OF PUSHER CRACKS NUTS WITHOUT DAMAGING BOLT THREADS
	CHISEL ROTATES 360° TO LINE UP PARALLEL TO BOLT
	SIMPLY TIGHTEN THE SCREW UNTIL THE NUT SPLITS
	HAS A RUGGED DROP-FORGED FRAME
	DO NOT USE ON HEAT-TREATED NUTS
	LENGTH: 6-3/4" SERVICEABLE PRODUCT

UNF & UNC RETHREADER



19PC UNF & UNC RETHREADER SET

No.	DESCRIPTION
41.500.45	UNF & UNC SIZES: 1/4", 5/16", 3/8", 7/16", 1/2", 9/16", 5/8", 3/4"

METRIC RETHREADER



16PC METRIC RETHREADER SET

No.	DESCRIPTION
41.500.50	METRIC THREAD FILE PITCHES: 0.75, 1.0, 1.25, 1.5, 1.75, 2.0, 2.5, 3.0mm
	RETHREADER DIE SIZES: 6x1.00, 8x1.25, 10x1.25, 10x1.5, 12x1.25, 12x1.5, 12x1.75mm
	RETHREADER TAP SIZES: 6x1.0, 8x1.25, 10x1.25, 10x1.5, 12x1.25, 12x1.5, 12x1.75mm



UNIVERSAL THREAD GAUGE



UNIVERSAL THREAD GAUGE	
No.	DESCRIPTION
41.500.55	QUICKLY IDENTIFIES THREAD PITCH OR TPI MEASURES BOTH THREAD DIAMETER & PITCH DRILL/TAP CHART INCLUDED IMPERIAL THREAD SIZES: 1/4" TO 3/4" (10 TO 28 TPI) METRIC THREAD SIZES: 2.5 TO 22MM (0.45 TO 2.5mm PITCH) PIPE THREAD SIZES: 1/16" TO 1/2" WITH 14 TO 17 TPI SPARK PLUG THREAD SIZES: 10mm, 12mm, 14mm, 18mm

TAPERED REAMER



41.500.60

SMALL TAPERED REAMER	
No.	DESCRIPTION
41.500.60	REAM, DEBURR, ALIGN, AND ENLARGE HOLES T-HANDLE MAKES TURNING EASY. REAMER IS MADE OF HEAT TREATED HIGH GRADE TOOL STEEL FOR LONG LIFE TO AVOID DAMAGE TOOL MUST ALWAYS BE TURNED CLOCKWISE THE USE OF CUTTING OIL IS RECOMMENDED CAPACITY: 1/8" TO 1/2" (3 TO 13mm)

TAPERED REAMER



41.500.65

EXTRA LARGE TAPERED REAMER	
No.	DESCRIPTION
41.500.65	REAM, DEBURR, ALIGN AND ENLARGE HOLES T-HANDLE MAKES TURNING EASY REAMER IS MADE OF HEAT TREATED HIGH GRADE TOOL STEEL FOR LONG LIFE TO AVOID DAMAGE TOOL MUST ALWAYS BE TURNED CLOCKWISE THE USE OF CUTTING OIL IS RECOMMENDED. CAPACITY: 5/32" TO 1-7/32" (4-30MM)

SCREW EXTRACTOR



41.500.70



41.500.75

5PC SCREW EXTRACTOR SET (SQUARE)	
No.	DESCRIPTION
41.500.70	1/8", 3/16", 15/64", 5/16", 3/8" NO 1 TO NO 5. SPIRAL FLUTE TYPE. REMOVE BROKEN STUDS, BOLTS ETC BY DRILLING PILOT HOLE, INSERT THE SCREW EXTRACTOR AND TURN ANTI-CLOCKWISE DRILL SIZE STAMPED ON EACH EXTRACTOR FOR EASY USE CRMO STEEL

5PC SCREW EXTRACTOR SET	
No.	DESCRIPTION
41.500.75	NO.1: 1/8" ~ 1/4", NO.2: 1/4" ~ 5/16", NO.3: 5/16" ~ 7/16", NO.4: 7/16" ~ 9/16", NO.5: 9/16" ~ 3/4"

STUD REMOVER



STUD REMOVER	
No.	DESCRIPTION
41.500.80	HEAD STUDS, MAIN STUDS, CARBURETOR STUDS, OR ANY OTHER STUD CAN BE PROBLEMATIC WHEN IT'S TIME TO REMOVE THEM BECAUSE THIS CAN BE DIFFICULT, POWERHOUSE OFFERS THIS TOOL DESIGNED TO REMOVE THREADED STUDS OR INSTALL THE SAME FROM 1/4 TO 3/4 INCHES ALL THAT'S REQUIRED IS A 1/2-INCH DRIVE RATCHET 3/4" CARBON BODY WITH HT CHROME PLATED GEAR IS CARBON STEEL WITH BLACK OXIDED 1/2"DR

STUD PULLER SET

3/8"
9.5mm

1/2"
12.7mm



4PC STUD PULLER SET (METRIC)

No.	DESCRIPTION
41.500.85	SIZES: 6,8,10,12mm

STUD PULLER WRENCH



7PC STUD PULLER WRENCH SET (METRIC)

No.	DESCRIPTION
41.500.90	5, 6, 7, 8, 10, 12, 14mm

TWIST SOCKET SET METRIC



11PC TWIST SOCKET SET (METRIC)

No.	DESCRIPTION
41.500.91	GO THROUGH NUT SIZE: 8 - 19MM
	THE EXTERNAL HEX TWIST SOCKET SET IS ESPECIALLY DESIGNED FOR LOOSING A NUT THAT CANNOT BE DONE BY A NORMAL SOCKET OR WRENCH.
	ONLY USEFUL FOR A NUT WITH A CLOCKWISE-THREAD NUT

TWIST SOCKET

1/2"
12.7mm



41.500.92



41.500.93

11PC TWIST SOCKET SET (METRIC)

No.	DESCRIPTION
41.500.92	SIZES: 10,11,12,13,14,15,16,17,19mm

6PC 1/2"DRIVE TWIST SOCKET SET (METRIC)

No.	DESCRIPTION
41.500.93	MATERIAL: SNCM439
	HARDNESS: 50~53 DEGREE
	17, 19, 21, 22mm + BAR 150L



WELDING KIT CIG TYPE



WELDING KIT CIG TYPE (OXY / ACET)	
No.	DESCRIPTION
41.400.10	TORCH HANDLE, CUTTING ATTACHMENT, OXYGEN REGULATOR, ACETYLENE REGULATOR, WELDING TIPS (8, 10, 12, 15, 20), CUTTING TIPS (8, 12, 15), MIXER ATTACHMENT, FLINT LIGHTER, GOGGLE, TIP CLEANER & 5M WELDING TWIN HOSE
	*INCLUDES FLASHBACK ARRESTORS TO SUIT TORCH AND REGULATOR

CUTTING NOZZLE ACETYLENE



CUTTING NOZZLE ACETYLENE	
No.	DESCRIPTION
41.410.08	SIZE 8
41.410.12	SIZE 12
41.410.15	SIZE 15
41.410.20	SIZE 20

WELDING TIP ACETYLENE



WELDING TIP ACETYLENE	
No.	DESCRIPTION
41.411.08	SIZE 8
41.411.10	SIZE 10
41.411.12	SIZE 12
41.411.15	SIZE 15

MAGNETIC EARTH BLOCK



MAGNETIC EARTH BLOCK	
No.	DESCRIPTION
41.444.00	DIAMETER: 3-3/4"(95mm)

SOLDERING IRON TORCH SET



SOLDERING IRON TORCH SET

No.	DESCRIPTION
41.400.20	SIZE: 236x32x37mm N.W.: 93 g GAS CAPACITY:20 ml FLAME TEMPERATURE: 1300°C OPERATION TIME (AT MID. SETTING): 60 min

BUTANE MICRO TORCH



BUTANE MICRO TORCH

NO.	DESCRIPTION
41.400.25	SIZE: 95x69x134mm N.W.: 206 g GAS CAPACITY:35 ml FLAME TEMPERATURE: 1300°C OPERATION TIME (AT MID. SETTING): 60 min

BUTANE PENCIL TORCH



BUTANE PENCIL TORCH

No.	DESCRIPTION
41.400.30	SIZE: 203x13x13mm N.W.: 40 g GAS CAPACITY:5 ml FLAME TEMPERATURE: 1300°C OPERATION TIME (AT MID. SETTING): 30 min



PATCHER BLADE



4PC PATCHER BLADE SET

No.	DESCRIPTION
51.010.05	WIDTH: 5, 8, 10, 12CM / LENGTH: 9CM

SPOTWELD REMOVER



SPOTWELD REMOVER 10mm(3/8")

No.	DESCRIPTION
51.010.15	QUALITY ALLOY STEEL DOUBLE-END BLADE CUTS PERFECT HOLES IN MOST MATERIAL. 1/4" ARBOR WITH RETRACTABLE PILOT ASSURES ACCURATE CUTS
	RETRACTABLE PILOT POINT. USE WITH ALL 1/4" OR LARGER VARIABLE-SPEED DRILLS
	OVERALL LENGTH 75MM

HINGE PIN REMOVER



4PC DOOR HINGE PIN REMOVER SET

No.	DESCRIPTION
51.010.20	<ul style="list-style-type: none"> • STEEL PINS AND ANVIL. • SUITABLE FOR REMOVING DOORS FITTED WITH HOLLOW TYPE HINGE PINS. • SET INCLUDES Ø3, Ø5 AND Ø5.5MM PINS AND HAMMER ANVIL

REPLACEMENT PIN



3PC REPLACEMENT PIN SET (FOR HINGE REMOVER TOOL)

No.	DESCRIPTION
51.010.25	SIZES: 3 X 110MM, 5 X 110MM, 5.5 X 110MM

TRIM TOOL REMOVER



TRIM TOOL REMOVER

No.	DESCRIPTION
51.010.30	MIRROR FINISH WITH RED ACETEL HANDLE

SEAM BUSTER CHISEL



3PC SEAM BUSTER CHISEL SET

No.	DESCRIPTION
51.010.31	CONTENTS: 2 X LENGTH - 297MM, 1 X LENGTH - 240MM SHARPENED ON 2 EDGES SHARP END ALLOWS FOR PENETRATION BETWEEN PANELS AND THE SIDE EDGE ALLOWS FOR IMPACT TO DRIVE PANELS APART WITHOUT DAMAGE SHARPENED ON BOTH SIDES TO END 90O END EASILY SEPARATES HARD TO REACH SPOT WELDED OR BONDED PANELS.


INFLATABLE BAG DENT REMOVER



3PC INFLATABLE CUSHION BAG DENT REMOVER SET

No.	DESCRIPTION
51.010.33	CONTENTS: INFLATABLE CUSHIONS 38 X 180MM, 60 X 190MM & 160 X 160MM PLUS HAND PUMP. REMOVES DENTS EASILY BY INSERTING BETWEEN INNER AND OUTER PANEL AND HAND INFLATING THE CUSHION MANUFACTURED FROM REINFORCED FABRIC FOR CONTINUAL USE


UNIVERSAL CLIP REMOVER



5PC UNIVERSAL CLIP REMOVER SET

No.	DESCRIPTION
51.010.32	8 DIFFERENT SHAPED ENDS ON THESE LEVERS ARE MADE FROM TOUGH AND FLEXIBLE POLYCARBONATE LENGTHS - 160, 175, 175, 200, 214MM THESE TOOLS HAVE MANY PRYING AND LEVERING APPLICATIONS WILL NOT SCRATCH OR DAMAGE PAINTED SURFACES WHEN PRYING CLIPS OR OPENING LOCKED DOORS ETC

UNIVERSAL LIFT SUPPORT CLAMP



UNIVERSAL LIFT SUPPORT CLAMP

No.	DESCRIPTION
51.010.35	HOLDS GAS CHARGED LIFT SUPPORTS FOUND ON HOODS, TAILGATES, HATCHBACKS AND TRUNKS SECURELY HOLDS WEAK LIFT SUPPORTS IN THE EXTENDED POSITION TO ALLOW ACCESS TO THE ENGINE COMPARTMENT OR LUGGAGE AREA ALUMINUM BODY AND BRASS THREADS PREVENT DAMAGE TO THE LIFT SUPPORT SHAFT COLORFUL FLAG SERVES AS A REMINDER TO REMOVE THE CLAMP BEFORE CLOSING


MIGHTY MIDGET PANEL CLAMP



MIGHTY MIDGET PANEL CLAMP

No.	DESCRIPTION
51.010.50	A CARD OF FIVE CLAMPS USE CLAMPS TO HOLD PANELS IN PLACE FOR WELDING SMALL PROFILE ALLOWS DOOR TO BE CLOSED FOR ALIGNMENT CHECK BEFORE WELDING COMPACT SIZE ALLOWS FOR A MULTITUDE OF USES

UNIVERSAL LOCK-OUT TOOL



11PC UNIVERSAL LOCK-OUT TOOL KIT

No.	DESCRIPTION
51.010.90	FOR THE PURPOSE OF OPENING DOOR OF BOTH DOMESTIC & FOREIGN VEHICLES.



OFFSET FEELER GAUGE




9PC OFFSET FEELER GAUGE SET	
No.	DESCRIPTION
51.285.09	9 OFFSET BLADES 4" LONG

METRIC FEELER GAUGE



25PC METRIC FEELER GAUGE SET	
No.	DESCRIPTION
51.285.25M	25 BLADES 3-5/16" LONG

SAE FEELER GAUGE



25PC SAE FEELER GAUGE SET	
No.	DESCRIPTION
51.285.25S	25 BLADES 3-5/16" LONG

COMBINATION FEELER GAUGE



36PC METRIC & SAE COMBINATION FEELER GAUGE SET	
No.	DESCRIPTION
51.285.36M	36 BLADES 3-5/16" LONG

PROFESSIONAL TIMING LIGHT



PROFESSIONAL TIMING LIGHT	
No.	DESCRIPTION
51.200.00	FOUR FUNCTION DIGITAL READOUT ON AN EASY-TO-READ, DUAL DISPLAY BACKLIT LCD
	TACHOMETER: 249 TO 9,990 RPM (+/- 1% ACCURACY)
	ADVANCE DEGREES (2 AND 4 CYCLE):
	0° TO 90° (+/- 0.5° MAX ACCURACY)
	DWELL: 0° TO 180° / 2-12 CYLINDERS (+/- 1° MAX ACCURACY)
	VOLTAGE: 10 TO 16 VOLTS DC (+/- 1% ACCURACY)
	PATENTED SKIP CIRCUITRY TESTS UP TO 9,990 RPM
	UNIT CAN SWITCH FROM 2-CYCLE / DISTRIBUTORLESS (DIS) TO 4-CYCLE / CONVENTIONAL IGNITION SYSTEMS
	SLIM, ROTATING BARREL ALLOWS ACCESS TO THE MOST DIFFICULT TO REACH TIMING MARKS
	CONSTRUCTED WITH HEAVY-DUTY ABS/POLYCARBONATE SHOCKPROOF HOUSING, MOLDED BOOTS, AND A BUILT-IN HAND GUARD TO PROVIDE MAXIMUM PROTECTION FOR THE TIMING LIGHT AND THE USER
	FEATURES DURABLE RUBBER BUTTONS
	USES DETACHABLE 6-FOOT INSULATED WIRING TEST LEADS WITH HEAVY-DUTY BATTERY CLIPS AND A METAL INDUCTIVE PICKUP CAPABLE OF ACCOMMODATING UP TO 10MM PLUG WIRES

DIGITAL MULTIMETER



PROFESSIONAL DIGITAL MULTIMETER	
No.	DESCRIPTION
51.200.04	DC VOLTS: AUTO RANGE/400MV/4V/40V/400V/600V
	AC VOLTS: AUTO RANGE/400MV/4V/40V/400V/600V
	RESISTANCE: AUTO-RANGE/400/4K/40K/400K/4M/40M OHM,
	DIODE TEST
	BATTERY TEST: 1.5V/6V/9V/12V
	DC CURRENT/MA: AUTO-RANGE/40MA/400MA/2A
	AC CURRENT/MA: AUTO-RANGE/40MA/400MA
	DC CURRENT/AMP: 15A, AC CURRENT/AMP: 15A
	CONTINUITY CHECK WITH AUDIBLE BEEP
	10MEG OHM INPUT IMPEDANCE
	OVERLOAD PROTECTION
	AUTO ZERO ADJUST
	AUTO POWER OFF
	UL/CUL LISTED
	AUTO-RANGING SCALES
	DUTY CYCLE: 0.1 TO 99.9%
	FREQUENCY: 9.999HZ TO 10MHZ
	TACHOMETER /COIL-ON-PLUG: 0 TO 10,000RPM
	TEMPERATURE: 0 TO 752 DEGREE F, -20 TO 400 DEGREE C,
	PLUS WIDTH/MS: 1-999MS
	INDUCTIVE CURRENT (OPTION PROBE): 400A/1,000A
	LED INDICATOR FOR BATTERY CHECK

TACHO DWELL TESTER



PROFESSIONAL DIGITAL TACHOMETER DWELL TESTER	
No.	DESCRIPTION
51.200.08	INCLUDES INSULATED TEST CLIPS TEST 4, 6 AND 8 CYLINDER GASLINE ENGINES WITH 12V NEGATIVE GROUND ELECTRICAL SYSTEMS DWELL/TACH TESTER FUNCTIONS

LONG PROBE CIRCUIT TESTER



LONG PROBE CIRCUIT TESTER	
No.	DESCRIPTION
51.200.10	WITH 12FT REACH RETRACTABLE CORD CHECKS 12 VOLT SYSTEM. 6-12 VOLT CIRCUITS HEAVY DUTY GROUND CLIP TESTS CARS, BOATS, TRUCKS, TRAILERS, MOTORCYCLES, VANS

CIRCUIT TESTER



CIRCUIT TESTER	
No.	DESCRIPTION
51.200.20	CHECKS 6-24 VOLT SYSTEM

COMPUTER SAFE CIRCUIT TESTER



COMPUTER SAFE CIRCUIT TESTER	
No.	DESCRIPTION
51.200.30	OPERATES FROM 3-15 VOLTS SAFETY TESTS AUTOMOTIVE CIRCUITS ON BOARD COMPUTERY WITHOUT DAMAGING MICRO PROCESSOR

IN-LINE SPARK PLUG TESTER



IN-LINE SPARK PLUG TESTER	
No.	DESCRIPTION
51.200.40	IDEAL FOR ALL COMBUSTION ENGINES

CORDLESS CIRCUIT TESTER



CORDLESS CIRCUIT TESTER	
No.	DESCRIPTION
51.200.50	DETECTS VOLTAGE FROM 3V TO 28V

CIRCUIT TESTER



CIRCUIT TESTER	
No.	DESCRIPTION
51.200.55	COMPATIBLE WITH CURRENT 12V SYSTEM PLUS NEWER 42V SYSTEM LED INDICATES BLUE FOR 12V AND RED FOR 42V SYSTEMS HEAVY-DUTY ALLIGATOR CLIPS HELP PREVENT ACCIDENTAL SHORTS NEW CRYSTAL-CLEAR HANDLE PROVIDES 360° VISIBILITY, EVEN IN BRIGHT LIGHT

MULTI FUNCTION AUTO CIRCUIT TESTER



MULTI FUNCTION AUTO CIRCUIT TESTER WITH LCD DISPLAY	
No.	DESCRIPTION
51.200.62	RANGE: 12-24 VOLT. ELECTRONIC DISPLAY VOLTAGE TEST / POLARITY TESTING / CONTINUITY TESTING LOCATE MISSING CYLINDERS MEASURING FREQUENCY FOR THE IGNITION PULSES PEAK DETECTION




HIGH TENSION SYSTEM TESTER



HIGH TENSION SYSTEM TESTER	
No.	DESCRIPTION
51.200.65	<ul style="list-style-type: none"> FOUR PIECE KIT, RED TRANSPARENT MATERIAL VISUAL CHECK FOR PLUG FIRING

TERMINAL TOOLS



TERMINAL TOOLS	
No.	DESCRIPTION
51.200.70	FIT COMPUTER CONNECTORS & TERMINALS.

HEAVY DUTY CRIMPING TOOL



HEAVY DUTY CRIMPING TOOL	
No.	DESCRIPTION
51.210.00	HIGH CARBON STEEL, SIZES: 0.5mm~6.0mm

CRIMPING TOOL



PROFESSIONAL CRIMPING TOOL	
No.	DESCRIPTION
51.210.05	HIGH CARBON STEEL

WIRE STRIPPERS



WIRE STRIPPERS	
No.	DESCRIPTION
51.210.20	STRIPS WIRES SMALLER THAN 24 AWG ADJUSTABLE STRIP LENGTH GUIDE EASY AND COMFORTABLE TO USE WITH SOFT GRIP HANDLES

ASSORTED COPPER TERMINAL



401PC ASSORTED COPPER TERMINAL SET	
No.	DESCRIPTION
51.210.15	INCLUDES MOST COMMON SIZES

ASSORTED COPPER TERMINAL



177PC ASSORTED COPPER TERMINAL SET	
No.	DESCRIPTION
51.210.25	INCLUDES MOST COMMON SIZES

WIRE PIERCING GUIDE



WIRE PIERCING GUIDE	
No.	DESCRIPTION
51.210.27	QUICKLY AND EASILY GUIDES TESTER PROBE INTO THE CENTRE OF VEHICLE ELECTRICAL WIRES ELIMINATES STABBING OF FINGERS WHEN PIERCING WIRES HOLDS THE CIRCUIT TESTER IN POSITION ENABLING BOTH HANDS TO BE FREE TO WORK ON THE ELECTRICAL SYSTEM RESISTANT TO OIL, FUEL AND THINNERS

ANTENNA REMOVAL TOOL



ANTENNA REMOVAL TOOL

No.	DESCRIPTION
51.210.30	DESIGNED FOR BEZEL NUTS REMOVES & REPLACES AERIALS AND ANTENNAS 185MM OVERALL LENGTH

PENTAGON DRIVER



PENTAGON DRIVER

No.	DESCRIPTION
51.210.33	FOR EASY REMOVAL OF ANTI-THEFT RADIO MOUNTS

RADIO REMOVAL TOOL



18PC RADIO REMOVAL TOOL SET

No.	DESCRIPTION
51.210.35	FOR VW, FORD, AUDI, MERCEDES, PORSCHE ETC

VALVE SEAL REMOVAL & INSTALLER



VALVE SEAL REMOVAL & INSTALLER KIT

No.	DESCRIPTION
51.342.20	CONTAINS: 1PC VALVE STEM SEAL PLIER, 1PC DRIVE HANDLE 150MM, 2PC DEEP SEAL DRIVING SOCKETS FOR SEALS O.D. 10.8-14.8MM 7PC SEAL DRIVING ADAPTERS FIT SEALS 5,5,5,6,6,6,7,8 & 3/8" WORK ON VALVES STILL SEATED OR REMOVED PRECISION MACHINED SEAL DRIVING ADAPTERS GUIDE THE SEAL FOR PROPER SETTING

WELSH PLUG INSTALLING TOOL



WELSH PLUG INSTALLING TOOL SET

No.	DESCRIPTION
51.342.21	CONTENTS: 16" BENT FREEZE PLUG DRIVER, COUPLING NUT, 20 X 35MM ADAPTOR, 25 X 35MM ADAPTOR, 30 X 41MM ADAPTOR, 35 X 45MM ADAPTOR, 40 X 50.5MM ADAPTOR, 45 X 60MM ADAPTOR, 50 X 60MM ADAPTOR, WELSH PLUG PULLER THIS TOOL SPEEDS UP THE CUMBERSOME, AWKWARD JOB OF REPLACING WELSH PLUGS DRIVES INTO PLACE SECURELY ELIMINATING THE NEED TO REMOVE ENGINES, MOUNTS OR TO CUT FIRE WALLS

PISTON RING GROOVE CLEANER



PISTON RING GROOVE CLEANER

No.	DESCRIPTION
51.342.22	COMES WITH THREE EASY-TO-SET CUTTER WHEELS FOR QUICK CLEANING OF GROOVES SHARP STEEL CUTTER REMOVES CARBON AND VANISHES FROM PISTON RING GROOVES BLADE 3 SIZES: 1.20MM, 1.50MM, 1.80MM, 2.80MM, 5.00MM, 5.50MM FITS 2" TO 5" (51MM TO 127MM) DIAMETER PISTONS THE THREE SIX-BLADED CUTTERS COVER ALL MAJOR PISTON RING GROOVES BLADE 1 SIZES: 1/16", 5/64", 3/32", 1/8", 5/32", 3/16". BLADE 2 SIZES: 2.0MM, 2.50MM, 3.00MM, 4.00MM, 4.50MM, 1/4"



WRINKLE BAND RING COMPRESSOR



WRINKLE BAND RING COMPRESSOR	
No.	DESCRIPTION
51.342.23	ONE SINGLE ADJUSTMENT DOES ALL CYLINDERS COMPRESSES PISTON RINGS WITH LESS RING CONTACT & LOWER FRICTION, ALLOWING PISTONS TO SLIDE IN EASIER & FASTER CAM LEVER OPERATION REQUIRES JUST ONE SETTING ADJUSTMENT FOR FAST PISTON TO PISTON CHANGE IDEAL FOR BARREL CYLINDERS WHICH INSTALL OVER PISTON, AS THE BAND SEPARATES CAPACITY: 3" TO 5" (75 TO 125MM). DEPTH: 1-1/2" (38MM)

PISTON RING EXPANDER



PISTON RING EXPANDER WITHOUT STOP	
No.	DESCRIPTION
51.342.24	UNIVERSAL APPLICATION FITS BOTH SMALL & LARGE SIZE PISTON RINGS TAPERED JAWS HOLD THE ENDS OF THE RING TO EXPAND AND SLIP EASILY OVER PISTON HANDLES PISTON RING WIDTHS: 3/64" TO 1/4" (1.2 TO 6.3MM) ON MOST CARS & LIGHT TRUCKS LENGTH: 6-1/2" (165MM)

BALANCER PULLER & INSTALLER




BALANCER PULLER & INSTALLER	
No.	DESCRIPTION
51.342.25	A PROFESSIONAL TOOL SET FOR BALANCER REPLACEMENT BUILT-IN BEARING MAKES BALANCER REPLACING JOB EASY AND DAMAGE FREE 4-SLOT PULLER PLATE PLUS 9 THREADED ADAPTORS FIT TO BALANCERS ON MOST ENGINES

VALVE SPRING COMPRESSOR



VALVE SPRING COMPRESSOR	
No.	DESCRIPTION
51.342.26	ALLOWS YOU TO REMOVE VALVE SPRINGS WITHOUT REMOVING THE CYLINDER HEAD

OFFSET DISTRIBUTOR WRENCH



1/2" & 9/16" OFFSET DISTRIBUTOR WRENCH	
No.	DESCRIPTION
51.342.27	DESIGNED TO REACH HARD TO GET AT DISTRIBUTOR, CARBURETTOR, MANIFOLD & AIR CONDITIONING MOUNTING BELTS ON HOLDEN, FORD & CHRYSLER VEHICLES CONTAINS TWO OFFSET 12 POINT BOX END RING WRENCHES. 1/2" & 9/16" WITH 3/8" DRIVE CONNECTING ADAPTOR. USE IN CONJUNCTION WITH 3/8" DRIVE CONNECTING ADAPTOR USE IN CONJUNCTION WITH 3/8" DRIVE ADAPTOR TO FIT ONTO A 3/8" DRIVE RATCHET OR BAR ALTERNATIVELY WRENCHES CAN BE CONNECTED TOGETHER AT ANY ANGLE REQUIRED TO REACH DISTRIBUTOR LOCKNUTS. DROP FORGED STEEL WITH MIRROR CHROME FINISH. CONTENTS: 1/2" LENGTH 6" (152MM), 9/16" LENGTH 6" (152MM), ALL OFFSET 3" (75MM)

SERPENTINE BELT TOOL



SERPENTINE BELT TOOL SET

No.	DESCRIPTION
51.342.28	FITS IDLER PULLEYS REQUIRING 13,15,16,18mm HEX OR 3/8" OR 1/2" DR
	INCLUDES 13,14,15mm CROWFOOT WRENCHES

EXHAUST & TAIL PIPE CUTTER



EXHAUST & TAIL PIPE CUTTER

No.	DESCRIPTION
51.342.30	WISE GRIP HANDLE DESIGN CUTS EXHAUST TUBING EASILY WITHOUT NEEDING TO EXERT PRESSURE CAN CUT UP TO 2.5MM THICKNESS & 60MM OD BIKE CHAIN WITH IN-BUILT ROLLER CUTTERS SLICE INTO THE TUBE AS THE T HANDLE ON THE VISE GRIP IS ACTIVATED

EXHAUST DONUT STRETCHER



EXHAUST DONUT STRETCHER

No.	DESCRIPTION
51.342.32	REMOVES & INSTALLS RING-TYPE (DONUT) RUBBER HANGERS SIMPLY SLIP THE TOOL HOOK THROUGH THE RUBBER-MOUNTING RING THEN PUSH OR PULL TO STRETCH, UNTIL THE RING CAN BE REMOVED FROM THE HOOK ON THE FRAME

OXYGEN SENSOR SOCKET



7PC OXYGEN SENSOR SOCKET SET

No.	DESCRIPTION
51.342.35	29MM PRESSURE/VACUUM SWITCH SOCKET 7/8" VACUUM SWITCH SOCKET 27MM, 1-1/16", 1" OIL PRESSURE SENDING UNIT SOCKET 7/8" LONG & SHORT OXYGEN SENSOR SOCKET

VACUUM SWITCH SOCKET



1/2" DRIVE VACUUM SWITCH SOCKET

No.	DESCRIPTION
51.342.36	1/2" DR 7/8" (22mm) x 6PT x 90mm LONG

VACUUM SWITCH SOCKET



VALVE SPRING COMPRESSOR

No.	DESCRIPTION
51.342.37	3/8" DR 7/8" (22mm) x 6PT x 80mm LONG

VACUUM SWITCH SOCKET



3/8" DRIVE VACUUM SWITCH SOCKET

No.	DESCRIPTION
51.342.38	3/8" DRIVE X 7/8" (22MM) X 30MM LONG 3/8" DRIVE 7/8" FLARE NUT SOCKET FOR VACUUM SWITCH & OXYGEN SENSOR SERVICE ON COMPUTER CONTROLLED ENGINES




HEAVY DUTY VALVE LIFTER



HEAVY DUTY VALVE LIFTER FOR OHC ENGINES

No.	DESCRIPTION
51.342.40	DESIGNED FOR LARGE PETROL & DIESEL ENGINES UNIQUE DIRECT ACTION COMPRESSOR GIVES IMPROVED VISIBILITY WHEN USED IN DIFFICULT AREAS OPENING MAX: 8" (200MM) DEPTH MAX: 10" (250MM) VALVE SPRING ADAPTOR SIZES: 1" (25MM) & 1.3/16" (30MM)

DOUBLE ACTING VALVE LIFTER



DOUBLE ACTING VALVE LIFTER

No.	DESCRIPTION
51.342.45	DESIGNED FOR LARGE PETROL & DIESEL ENGINES WITH DEEP SEATED VALVES ALSO SUITABLE FOR GENERAL USE ON A WIDE RANGE OF OVER HEAD CAM, OVER HEAD VALVE & CVH ENGINES UNIVERSAL MODEL WITH UNIQUE DUAL CAM-ACTION, PARALLEL LIFT, PLUS AUTOMATIC LOCKING REVERSIBLE JAW OPENING MAX: 6.7/8" (175MM) DEPTH MAX: 6.1/2" (165MM) DOUBLE ENDED ADAPTOR REVERSES 1-1/16" (27MM) & 1-1/4" (32MM)

PISTON RING COMPRESSOR



PISTON RING COMPRESSOR




SMALL PISTON RING COMPRESSOR

No.	DESCRIPTION
51.342.47	CAPACITY: 50-100MM POSITIVE LOCK ACTION PROVIDES COMPRESSION AND FINGERTIP RELEASE TO COMPRESS PISTON RING INTO GROOVES, SLIP THE TOOL OVER THE PISTON AND TIGHTEN WITH L-SHAPED WRENCH INSERT PISTON INTO CYLINDER AND TAP WITH A HAMMER TO INSTALL ENLARGED CRIMPED EDGE PREVENTS COMPRESSOR FROM ENTERING THE CYLINDER

MEDIUM PISTON RING COMPRESSOR

No.	DESCRIPTION
51.342.48	CAPACITY: 110-160MM POSITIVE LOCK ACTION PROVIDES COMPRESSION AND FINGERTIP RELEASE TO COMPRESS PISTON RING INTO GROOVES, SLIP THE TOOL OVER THE PISTON AND TIGHTEN WITH L-SHAPED WRENCH. INSERT PISTON INTO CYLINDER AND TAP WITH A HAMMER TO INSTALL ENLARGED CRIMPED EDGE PREVENTS COMPRESSOR FROM ENTERING THE CYLINDER

ANGULAR TORQUE GAUGE



ANGULAR TORQUE GAUGE

No.	DESCRIPTION
51.342.57	INPUT & OUTPUT - 1/2" DRIVE MEASURES ANGLE OF ROTATION AFTER PRE-TORQUED LOAD IN TORQUE-ANGLE APPLICATIONS 360 DEGREES SCALE CLEARLY MARKED IN 2 DEGREE INCREMENTS & INTERVALS OF 10 & 30 EASILY ZERO THE GAUGE BY TURNING HOUSING FOR NEXT APPLICATION

DELUXE NOID & IAC SIGNAL LIGHT



11PC DELUXE NOID LIGHT & IAC SIGNAL LIGHT

No.	DESCRIPTION
51.342.54	QUICKLY AND EASILY TESTS EFI SYSTEMS
	7 X NOID LIGHTS FOR TESTING GM PFI, FORD TBI, GEO TBI, BOSCH PFI
	ALSO SUITS GM TBI, GM SCPI, GM MULTEC 2
	TWO IAC SIGNAL TEST LIGHTS FOR GM 1982 OR NEWER, GM TBI AND PFI, GM MODEL 1987 OR NEWER, GM MODEL 700 TBI

DISCONNECT TOOL SET



6PC DISCONNECT TOOL SET

No.	DESCRIPTION
51.342.60	YELLOW 5/16", BLUE 3/8", GOLDEN 1/2", GREEN 5/8", BLACK 3/4", RED 7/8"

FORD/GM QUICK DISCONNECT TOOL



FORD/GM QUICK DISCONNECT TOOL

No.	DESCRIPTION
51.342.61	USED ON FORD TRANSMISSION COOLER LINES WITH THE PUSH LOCK CONNECTOR 2
	ALSO USED ON POWER STEERING LINES ON 1987 TO CURRENT CADILLAC ELDORADO AND SEVILLE

FUEL LINE DISCONNECT TOOL



FUEL LINE DISCONNECT TOOL SET

No.	DESCRIPTION
51.342.62	EASILY DISCONNECTS AIR CONDITIONING LINES AND QUICK CONNECT FUEL LINES
	SIZE: 1/4", 5/16", 3/8", 1/2", 5/8", 3/4", 7/8"

HOSE PINCH-OFF PLIERS



3PC HOSE PINCH-OFF PLIERS

No.	DESCRIPTION
51.342.70	SIZES: 8", 10" & 12"
	THE PINCH-OFF PLIERS ACT AS A THIRD HAND TO HELP YOU KEEP THE HOSE CHANGED TIGHTLY WHEN YOU ARE SERVICING VARIOUS ENGINE COMPONENTS
	SWIVEL JAWS FOR LEVEL CLAMPING. LOCKING RATCHET PROVIDES TIGHT GRIP IN JUST ABOUT ANY POSITION

FLUID HOSE CLAMP




FLUID HOSE CLAMP

No.	DESCRIPTION
51.342.75	COMPLETELY OR PARTIALLY CLOSES FLEXIBLE BRAKE, FUEL & VACUUM FLUID LINE




HOSE PINCH-OFF TOOL



HOSE PINCH-OFF TOOL (BAR TYPE)	
No.	DESCRIPTION
51.342.80	SUIT FOR BOTH BRAKE AND FUEL LINES EFFECTIVE PINCH ACTION WITH ROUNDED CLAMP SECTION TO PREVENT DAMAGE TO HOSE LINING

FLEXIBLE CABLE REMOVING PLIER



FLEXIBLE CABLE HOSE CLAMP REMOVING PLIER	
No.	DESCRIPTION
51.342.85	FLEXIBLE CLAMP FASTENER FLEXIBLE CABLE FOR HARD TO REACH PLACES PLIERS LATCH IN POSITION TO SECURELY HOLD HOSE CLAMP WHEN EXPANDED ADJUSTABLE CABLE TENSION

LINE CLAMP SET



3PC LINE CLAMP SET	
No.	DESCRIPTION
51.342.87	LENGTH: 150MM, 180MM, 250MM

FLEXIBLE LINE CLAMP



FLEXIBLE LINE CLAMP	
No.	DESCRIPTION
51.342.92	SMALL - OVERALL LENGTH: 155MM
51.342.93	MEDIUM - OVERALL LENGTH: 185MM

MASTER DISCONNECT TOOL



MASTER DISCONNECT TOOL SET	
No.	DESCRIPTION
51.342.88	THIS COMPREHENSIVE SET WILL SAFELY SEPARATE A MULTITUDE OF QUICK DISCONNECT FITTINGS ON POPULAR VEHICLES SUCH AS GM, CHRYSLER & FORD SUITABLE FOR FUEL LINES, AIR CONDITIONING COUPLINGS, HEATER HOSES AND TRANSMISSION OIL COOLERS

FUEL LINE DISCONNECT TOOL



FUEL LINE DISCONNECT TOOL SET	
No.	DESCRIPTION
51.342.89	FUEL LINE SPRING LOCK COUPLING TOOLS: YELLOW 3/8", GREEN 1/2". QUICK RELEASE FITTINGS: GREY 5/16", BLUE 3/8"

FLUID LINE CLAMPER



4PC FLUID LINE CLAMPER SET	
No.	DESCRIPTION
51.342.90	SPECIALLY DESIGNED TO STOP THE LIQUID FLOW WITHOUT DAMAGING THE HOSE APPLICATION: 10MM (3/8"), 15MM (5/8"), 25MM (1"), 45MM (1-3/4")

FUEL LINE DISCONNECT TOOL



3PC FUEL LINE DISCONNECT TOOL SET

No.	DESCRIPTION
51.342.91	THIS SET IS USED FOR UNCOUPLING QUICK RELEASE FITTINGS ON FUEL LINES SUITS: FORD, CHRYSLER, RENAULT, GM, OPEL, HOLDEN, FIAT AND MANY OTHER MAKES WITH QUICK RELEASE FITTINGS SIZES: 5/16" (8MM), 3/8" (10MM) + ANGLE TIP. LENGTHS: 4-1/2" (115MM)

SPRING LOCK COUPLER TOOL



SPRING LOCK COUPLER TOOL

No.	DESCRIPTION
51.342.97	USE THIS TOOL TO DISCONNECT THE SPRING LOCK COUPLINGS FOUND ON AIR CONDITIONING PIPE LINES THE DOUBLE ENDED REVERSIBLE FEATURE WILL RELEASE THE LOCKING SPRINGS ON ALL FOUR SIZES OF SPRING LOCK COUPLERS ALSO USED ON FUEL INJECTION LINES. SIZES: 3/8" (10MM), 1/2" (13MM), 5/8" (16MM), 3/4" (19MM)


FUEL LINE DISCONNECT TOOL



FUEL LINE DISCONNECT TOOL

No.	DESCRIPTION
51.342.99	USE THIS TOOL TO DISCONNECT THE SPRING LOCK COUPLINGS FOUND ON AIR CONDITIONING PIPE LINES THE DOUBLE ENDED REVERSIBLE FEATURE WILL RELEASE THE LOCKING SPRINGS ON ALL FOUR SIZES OF SPRING LOCK COUPLERS. USED ON FUEL INJECTION LINES SIZES: 3/8" (10MM), 5/16" (8MM)

FILTER STRAP WRENCH



FILTER STRAP WRENCH WITH SWIVEL HANDLE

No.	DESCRIPTION
51.998.10	60~73MM
51.998.20	73~85MM
51.998.30	85~95MM
51.998.40	95~111MM

FILTER STRAP WRENCH



1/2"
12.7mm

1/2" DRIVE FILTER STRAP WRENCH

No.	DESCRIPTION
51.999.10	SQUARE TUBE, CAPACITY: 6"

FILTER STRAP WRENCH



36" STRAP WITH 12" FILTER STRAP WRENCH

No.	DESCRIPTION
51.999.20	LIGHT WEIGHT HANDLE

TWO WAY OIL FILTER WRENCH



TWO WAY OIL FILTER WRENCH

No.	DESCRIPTION
	USE WITH 3/8" DRIVE OR 17mm WRENCH
51.999.30	RANGE: 60~80mm
51.999.31	RANGE: 80~120mm

OIL FILTER WRENCH



14PC CUP TYPE OIL FILTER WRENCH SET

No.	DESCRIPTION
51.999.35	7 & 16 GAUGE CONSTRUCTION AND CAN WITHSTAND UP TO 85 FT. LBS OF TORQUE FITS 3/8" OR 1/2" DR TOOL 3. COATED WITH ELECTRO-BLACK OXIDE FINISH

RADIATOR PRESSURE TESTER



UNIVERSAL RADIATOR PRESSURE TESTER KIT	
No.	DESCRIPTION
51.342.94	1 x HAND PUMP
	1 x TEMPERATURE
	13 x RADIATOR
	2 x CONNECTOR

RADIATOR PRESSURE TESTER



UNIVERSAL RADIATOR PRESSURE TESTER KIT	
No.	DESCRIPTION
51.342.95	HAND PUMP, TEMPERATURE GAUGE
	13 x RADIATOR KITS & 2 x CONNECTORS

RADIATOR PRESSURE TESTER



UNIVERSAL RADIATOR PRESSURE TESTER KIT	
No.	DESCRIPTION
51.342.96	NEEDLE THERMOMETER
	MANUAL PUMP WITH QUICK JOINT & RELEASE VALVE,
	UNIVERSAL ADAPTER WITH 3 RUBBER RINGS
	JAPANESE R123.R134.R125 ADAPTER

RETHREADER KIT



RETHREADER KIT FOR 14MM SPARK PLUGS	
No.	DESCRIPTION
51.220.14	CONTENTS: TAP AND REAMER PLUS 3/8", 7/16", 1/2", 3/4" INSERT

REPAIRS STRIPPED OR DAMAGED THREADS AND ELIMINATES THE POSSIBILITY OF COIL WIND OUT. IDEAL FOR SERVICING ALUMINIUM HEADS FOUND ON MOST NEW VEHICLES.

RETHREADER KIT



RETHREADER KIT FOR 18MM SPARK PLUGS	
No.	DESCRIPTION
51.220.18	CONTENTS: TAP AND REAMER PLUS 3/8", 7/16", 1/2", 3/4" INSERT

REPAIRS STRIPPED OR DAMAGED THREADS AND ELIMINATES THE POSSIBILITY OF COIL WIND OUT. IDEAL FOR SERVICING ALUMINIUM HEADS FOUND ON MOST NEW VEHICLES.

SPARK PLUG GAP GAUGE



E-ZEE GRIP SPARK PLUG GAP GAUGE	
No.	DESCRIPTION
51.220.20	THIS PATENTED UNIVERSAL SPARK PLUG GAUGE IS ALWAYS AT YOUR FINGERTIPS BY UTILIZING THE "POCKET CLIP" FEATURE
	FULL RANGE COVERAGE FOR SPARK PLUG GAPPING REQUIREMENTS FROM .020" TO .080"
	THIS RANGE COVERS OLDER MODELS RIGHT THROUGH TO THE LATEST MODEL VEHICLES INCLUDING THOSE EQUIPPED WITH DISTRIBUTOR LESS IGNITION SYSTEMS
	METRIC GAPPING SCALE SHOWN ON REVERSE SIDE. TOOL INCLUDES A RECESS SPECIFICALLY DESIGNED TO ADJUST SPARK PLUG ELECTRODES

SPARK PLUG ELECTRIC WIRE REMOVER



SPARK PLUG ELECTRIC WIRE REMOVER

No.	DESCRIPTION
51.220.22	LENGTH - 225MM TO RELEASE AND DETACH METAL SPARK PLUG CAP PLUG LEADS FROM INACCESSIBLE LOCATIONS ON VW, AUDI, MERCEDES, SMART, VW 2.8 AND 2.9 LITRE VR6 ENGINES, AUDI 2.6, 2.8 LITRE V6 ENGINES
51.220.23	LENGTH - 352.2MM TO RELEASE AND DETACH METAL SPARK PLUG CAP PLUG LEADS FROM INACCESSIBLE LOCATIONS ON VW, AUDI, MERCEDES, SMART, VW 2.8 AND 2.9 LITRE VR6 ENGINES, AUDI 2.6, 2.8 LITRE V6 ENGINES

TORQUE LIMITED SOCKET

3/8"
9.5mm



TORQUE LIMITED SOCKET SET (8PC 3/8" GLOW SOCKET SET FOR DIESEL ENGINES)

No.	DESCRIPTION
51.220.25	14,16,21MM SOCKET (14MM MAX: 19NM, 16MM MAX: 20NM, 21MM MAX:25NM), 3/8" UNIVERSAL JOINT, 1/2" (F) X 3/8" (M) ADAPTER, 3/8" X 10" SLIDE BAR, 3/8" X 6" EXTENSION BAR, 3/8" X 10" EXTENSION BAR

HOSE CLAMP PLIERS



HOSE CLAMP PLIERS

No.	DESCRIPTION
51.510.50	LENGTH: 8" (200MM) SPECIAL TIP ON PLIERS ALLOW MECHANIC TO GRIP CLAMP IN MANY POSITIONS TO TIGHTEN CLAMP AROUND BOOT. FOR USE ON NOTCHED CLAMPS & EARLESS TYPE CLAMPS RATCHET WILL LOCK FOR EASE OF USE

STRAIGHT EDGE



STRAIGHT EDGE

No.	DESCRIPTION
51.342.03	USED FOR CHECKING WARPAGE ON ENGINES & MACHINE PARTS ETC. MADE FROM HIGH CARBON STEEL TO ACCURATE SPECIFICATIONS. (600 X 15 X 7MM)

DRAIN PLUG SOCKET

3/8"
9.5mm



16MM TAMPER MULTI-SPLINE DRAIN PLUG SOCKET (TRIPLE SQUARE)

No.	DESCRIPTION
51.342.01	FITS THE TAMPERPROOF DRAIN PLUG ON VW & AUDI TRANSMISSIONS. LENGTH: 30MM DRIVE: 3/8"

DRAIN PLUG SET



17PC DRAIN PLUG SET

No.	DESCRIPTION
51.342.04	SQUARE: 3/8", 5/16", 7,8,10,11,12,13,14mm HEXAGON: 8,9,10,12,14,17mm TRIANGLE: 10mm, SQUARE HOLE: 10mm



SEAL PULLER



SEAL PULLER	
No.	DESCRIPTION
51.342.05	INCLUDES BONUS HEAD

IDENTIFY A CLIPS



18PC IDENTIFY A CLIPS	
No.	DESCRIPTION
51.342.06	SIMPLIFIES REASSEMBLY

SEAL PULLER



3PC SEAL PULLER SET	
No.	DESCRIPTION
51.342.07	LENGTHS: 165 , 117, 150MM
	QUICKLY AND EASILY REMOVES O-RING OR GREASE AND OIL SEAL
	SPECIAL ANGLE ON THE TOOL HEAD IS MORE EFFICIENT THAN TRADITIONAL SEAL PULLERS
	THE DIFFERENT LENGTHS AND TIPS FIT NEARLY ALL SEAL APPLICATIONS
	SIMPLY INSERT THE TOOL TIPS, PRESS AND PULL

MAGNETIC PICKUP TOOL



2 IN 1 TELESCOPIC MAGNETIC PICKUP TOOL	
No.	DESCRIPTION
51.006.00	2 IN 1 TELESCOPIC MAGNETIC PICKUP TOOL WITH SCRIBER TELESCOPIC LENGTH: 152MM - 660MM

TELESCOPIC INSPECTION MIRROR



2" x 1" OVAL TELESCOPIC INSPECTION MIRROR	
No.	DESCRIPTION
51.006.01	MIRROR SIZE: 51 x 25mm TELESCOPIC LENGTH: 203~550mm

TELESCOPIC INSPECTION MIRROR



TELESCOPIC INSPECTION MIRROR	
No.	DESCRIPTION
51.006.02	MIRROR SIZE: 32mm DIAMETER TELESCOPIC LENGTH: 184~530mm

TELESCOPIC INSPECTION MIRROR



TELESCOPIC INSPECTION MIRROR	
No.	DESCRIPTION
51.006.03	MIRROR SIZE: 20mm DIAMETER TELESCOPIC LENGTH: 165~510mm

INSPECTION MIRROR



INSPECTION MIRROR

No.	DESCRIPTION
51.006.07	MIRROR SIZE: 57mm DIAMETER TELESCOPIC LENGTH: 254~743mm

MAGNETIC PICKUP TOOL



TELESCOPIC MAGNETIC PICKUP TOOL 8LBS

No.	DESCRIPTION
51.006.08	TELESCOPIC LENGTH: 171~660mm

INSPECTION MIRROR



INSPECTION MIRROR 89 x 51mm

No.	DESCRIPTION
51.006.09	TELESCOPIC LENGTH: 279~771mm

PICKUP TOOL & INSPECTION MIRROR



5PC PICKUP TOOL & INSPECTION MIRROR SET

No.	DESCRIPTION
51.006.10	5 SECTION STAINLESS STEEL TELESCOPIC HANDLE CIRCULAR MIRROR TELESCOPIC LENGTH: 1-1/4" DIA SQUARE MIRROR TELESCOPIC LENGTH: 2" x 3-1/2"


LED & ULTRA VIOLET BEND-A-LIGHT



LED & ULTRA VIOLET BEND-A-LIGHT

No.	DESCRIPTION
51.006.12	"THREE IN ONE ULTRA THIN BEND-A-LIGHT KIT INCLUDES: " SUPER BRIGHT LED NOZZLE HEAD AND 400MM FLEXIBLE STAY-PUT ADAPTOR ULTRA VIOLET NOZZLE HEAD AND 400MM FLEXIBLE STAY-PUT ADAPTOR FIBEROPTIC ADAPTOR THAT WORKS WITH LED AND UV NOZZLES MAGNETIC BASE TO HOLD LED OR VU LIGHT IN POSITION AAA BATTERY PACK INCLUDED

2 IN 1 PICK UP TOOL



2 IN 1 PICK UP TOOL (JAW & MAGNETIC)

No.	DESCRIPTION
51.006.15	LENGTH: 700mm, 118g

MAGNETIC TRAY



MAGNETIC TRAY

No.	DESCRIPTION
51.007.10	STAINLESS STEEL & RUBBER PAD MAGNETIC FIELDS INTENSITY: 1000~2000 GAUSS SIZE: 240 x 140 x 30mm

TYRE PRESSURE GAUGE



TYRE PRESSURE GAUGE

No.	DESCRIPTION
51.007.30	50MM (2") TYRE PRESSURE GAUGE WITH RELIEF VALVE PRESSURE RANGE: 0-60 PSI/BAR ACCURACY 2-3%

CHAIN BREAKER



CHAIN BREAKER	
No.	DESCRIPTION
51.800.00	THIS CHAIN BREAKER IS IDEAL AND ESSENTIAL TOLL FOR USE ON 420,4287,520,525 & 530 CHAIN

ENGINE BELT TENSION TESTER



UNIVERSAL ENGINE BELT TENSION TESTER	
No.	DESCRIPTION
51.800.05	THIS TOOL EASILY CONFIRMS TENSION ON THE ENGINE BELT OF CARS SUITABLE FOR ALL COMMON TYPES OF ENGINE BELT. INCLUDING TIMING, RIBBED, TOOTH & V-BELT

BELT TENSION GAUGE



BELT TENSION GAUGE	
No.	DESCRIPTION
51.800.10	THIS TOOL EASILY CONFIRMS THE BELT FOR PROPER TENSION

FLYWHEEL / MAG PULLER



MOTORCYCLE FLYWHEEL / MAG PULLER 27mm	
No.	DESCRIPTION
51.800.20	MINIATURE EXPANDING COLLET PULLER FOR EXTRACTING SPROCKET BUSHES FITTED TO MOTORCYCLES.

TAPPET ADJUSTING TOOL SET



TAPPET ADJUSTING TOOL SET	
No.	DESCRIPTION
51.800.15	SET CONTAINS THREE WRENCHES (8, 9 & 10MM) AND THREE ADJUSTERS (SCREW TYPE AND 3 & 4MM SQUARE-TYPE). INTERCHANGE ADJUSTERS AND WRENCHES PROVIDE NINE DIFFERENT COMBINATIONS. IDEAL FOR MOST MAKES AND MODELS OF MOTORCYCLES, ATVS AND ATCS. APPLICATIONS: 1. HONDA: ALL ATC'S AND MOTORCYCLES WITH 4 CYCLE ENGINES AND SCREW TYPE ADJUSTERS 2. YAMAHA: SR 185/250, XT/TT250, XS400, ST185 3. SUZUKI: ALL 4 CYCLE ATV'S AND MOTORCYCLES WITH SCREW TYPE ADJUSTERS 4. ANY TAPPET ADJUSTER WITH 8, 9 OR 10MM ADJUSTING NUT AND 3 OR 4MM SQUARE OR SLOTTED ADJUSTER

MULTI-VALVE



MULTI-VALVE - SMALL	
No.	DESCRIPTION
51.800.25	THESE TOOLS ARE PURPOSE TO SAVE TIME NECESSARY WHEN REPLACING VALVES IN MODERN 16 TO 20 - VALVE HEADS LARGE TOOL WORKS ON VALVES OF 4-VALVE-PER-CYLINDER HEADS (5.5 MM VALVE STEM DIAMETER OR LARGER WITH UNDER 40 LBS. SEAT PRESSURE)
51.800.30	SMALL TOOL WORKS ON VALVES OF 4-AND 5-VALVE-PER-CYLINDER HEADS (5MM VALVE STEM DIAMETER OR SMALLER)

FLYWHEEL PULLER



FLYWHEEL PULLER

No.	DESCRIPTION
51.800.35	PULLER KIT DESIGNED TO PULL MAGNET FLYWHEEL OR STARTER GEAR
	INCLUDES THREE 6 X 25 MM AND THREE 8 X 40 MM BOLTS
	APPLICATIONS: KAWASAKI JET SKI 300/440/550, YAMAHA WR250F 01-02 AND WR400F FLYWHEEL

CLUTCH HUB & ALTERNATOR PULLER



CLUTCH HUB & ALTERNATOR PULLER

No.	DESCRIPTION
51.800.40	"IDEAL TOOLS TO REMOVE THE INDICATED CLUTCH PLATES"
	"APPLICATIONS REFERENCE:
	1. 45CC CLUTCH
	2. BIG TWIN CLUTCH-3, 5 AND 10 FINGER
	3. BIG TWIN ALTERNATOR COVER
	4. BIG TWIN MOTOR SPROCKET
	5. SPORTSTER TRANSMISSION SPROCKET6. SPORTSTER CLUTCH EARLY AND LATE"

OIL REFILL CONTAINER



OIL REFILL CONTAINER

No.	DESCRIPTION
51.902.05	5L

BATTERY FLUID FILLER



BATTERY FLUID FILLER

No.	DESCRIPTION
51.902.10	2L, AUTO FILL

LEVER TYPE GREASE GUN



500cc LEVER TYPE GREASE GUN (MANUAL)

No.	DESCRIPTION
51.903.10	16oz CARTRIDGE PRESSURE OR BULK FILL

OIL SUCTION GUN



500cc OIL SUCTION GUN (MANUAL)

No.	DESCRIPTION
51.903.15	IDEAL FOR TOPING UP GEARBOXES, DIFFERENTIALS ETC

BEARING PACKER



BEARING PACKER

No.	DESCRIPTION
51.903.20	WORKS ON ALL BEARINGS HAVING A MINIMUM ID OF 1/2" (13MM) TO A MAXIMUM OK OF 5" (125MM) AND A HEIGHT UP TO 2" (50MM)
	USE WITH HAND OR POWER LUBE EQUIPMENT
	MAKES A MESSY JOB EASY AND ENSURES PROPER PACKING OF BEARINGS
	RUGGED STEEL CONSTRUCTION WITH THREADED CENTRE POST. DIAMETER: 5" (125MM) OD



TRUCK BEARING PACKER



TRUCK BEARING PACKER	
No.	DESCRIPTION
51.903.25	SIMILAR TO (ABOVE ONE) BUT WITH LARGER CAPACITY SUITABLE FOR PACKING BEARINGS ON LIGHT AND HEAVY TRUCKS, TRACTORS ETC. DIAMETER: 6.5" (165MM)

FUNNEL




FUNNEL	
No.	DESCRIPTION
51.905.02	2L, 16.5cm DIAMETER DETACHABLE BODY

LOCKING OIL FUNNEL




LOCKING OIL FUNNEL	
No.	DESCRIPTION
51.905.55	LENGTH: 5-1/2" DRAINS ALL OIL FROM BOTTLE

WINDSCREEN WIPER ARM PULLER



WINDSCREEN WIPER ARM PULLER	
No.	DESCRIPTION
51.344.10	MAX JAW OPENING: 55mm REACH: 1-3/4"

3 LEG PULLER



DROPPED FORGED ALLOY STEEL HARDENED 45HRC	
No.	DESCRIPTION
51.346.75	75mm 3 LEG PULLER, REACH: 80mm, 2 TON
51.346.100	100mm 3 LEG PULLER, REACH: 85mm, 2 TON
51.346.150	150mm 3 LEG PULLER, REACH: 140mm, 2 TON
51.346.200	200mm 3 LEG PULLER, REACH: 130mm, 2 TON

HARDENED 45HRC

2 LEG PULLER



DROPPED FORGED ALLOY STEEL HARDENED 45HRC	
No.	DESCRIPTION
51.345.75	75mm 2 LEG PULLER, REACH: 80mm, 2 TON
51.345.100	100mm 2 LEG PULLER, REACH: 85mm, 5 TON
51.345.150	150mm 2 LEG PULLER, REACH: 140mm, 5 TON
51.345.200	200mm 2 LEG PULLER, REACH: 130mm, 5 TON


HARDENED 45HRC

INTERNAL & EXTERNAL PULLER



INTERNAL AND EXTERNAL PULLER SET	
No.	DESCRIPTION
51.347.10	3" INTERNAL PULLER: 5, 10mm JAW 3" EXTERNAL PULLER: 8mm JAW

OUTER TIE ROD REMOVER



OUTER TIE ROD REMOVER	
No.	DESCRIPTION
51.347.30	DROP FORGED ALLOY STEEL HARDENED 42HRC 7" LENGTH BOLT WITH PIVOTING HEAD 15mm JAWS


BALL JOINT PULLER



BALL JOINT PULLER

No.	DESCRIPTION
51.347.50	DROP FORGED ALLOY STEEL


PITMAN ARM PULLER



PITMAN ARM PULLER

No.	DESCRIPTION
51.347.40	UNIVERSAL APPLICATION, HEAVY DUTY DESIGN DROP FORGED ALLOY STEEL, 30mm OPENING

AXLE PULLER



3PC AXLE PULLER

No.	DESCRIPTION
51.347.60	DROP FORGED CLAMP END

BEARING SEPARATOR




BEARING SEPARATOR SET

No.	DESCRIPTION
51.348.01SMALL	THIS KIT IS DIFFERENT FROM OTHER BEARING SEPARATORS. WHEN OBSTRUCTION IS ROUND EXTERNAL DIA AND INTERNAL DIA OF BEARING, IT CAN BE USED ON THE CONFINED SPACE TO DAMAGE THE PROTECTING COVER OF BEARING AND EASILY REMOVE BEARINGS ADJUST RANGE: 20-95MM BEARING RANGE: 6004-6010, 6201-6206, 6300-6304 JAW SIZE: 6-8MM, 5.5-6-8MM, 6-8MM
51.348.02SMALL	ADJUST RANGE: 35-120MM BEARING RANGE: 6207-6211, 6305-6308, 6403-6405 JAW SIZE: 11-12.58-15MM, 11-12.5MM, 11-12.5-15MM
51.348.03SMALL	ADJUST RANGE: 56-415MM BEARING RANGE: 6021-6032, 6212-6230, 6309-6321, 6406-6417 JAW SIZE: 15-17.4-20MM, 15-17.4-20-25.2-30MM, 17.4-20-25.2-30MM, 15-17.4-20-25.2-30-36.4MM

THESE KITS ARE DIFFERENT FROM OTHER BEARING SEPARATORS. WHEN OBSTRUCTION IS ROUND EXTERNAL DIA. AND INTERNAL DIA. OF BEARING, IT CAN USED ON THE CONFINED SPACE TO DAMAGE THE PROTECTING COVER OF BEARING AND EASILY REMOVE BEARINGS.

BEARING SEPARATOR



BEARING SEPARATOR HARDENED HRC 42~45

No.	DESCRIPTION
51.348.50	35~50mm BEARING SEPARATOR BOLT: 3/8" x 24TPI EXTENSION ROD: 3/8" x 16TPI
51.348.75	50~75mm BEARING SEPARATOR BOLT: 1/2" x 20TPI EXTENSION ROD: 3/8" x 16TPI
51.348.100	75~100mm BEARING SEPARATOR BOLT: 5/8" x 18TPI EXTENSION ROD: 12mm x 1.75P
51.348.150	105~150mm BEARING SEPARATOR BOLT: 3/4" x 16TPI EXTENSION ROD: 5/8" x 11TPI



HYDRAULIC GEAR PULLER



10 TON HYDRAULIC GEAR PULLER SET

No.	DESCRIPTION
51.349.10	INCLUDES THREE: 6 x 25mm & 3 x 8 x 40mm BOLTS

BEARING RACE & SEAL DRIVER



10PC BEARING RACE & SEAL DRIVER

No.	DESCRIPTION
51.349.20	INCLUDES DRIVE HANDLE WITH BOLT
	SIZES: 1.565", 1.750", 1.965", 2.325", 2.470", 2.555", 2.830", 2.995" & 3.180"

BLIND HOLE BEARING PULLER



BLIND HOLE BEARING PULLER SET

No.	DESCRIPTION
51.349.15	1. ONE SLIDE HAMMER (295MM(L) X 2LBS) ASSEMBLE & 4 CLAMP
	2. ADJUSTABLE COLLETS ALLOWS EASY REMOVAL OF BEARING OR BUSHINGS FROM BLIND HOLES
	3. 5 X BEARING COLLETS. 8MM(MIN)-11MM(MAX), 12MM-17MM, 18MM-23MM, 24MM-29MM, 30MM-34MM
	4. BEARING PULLER QUICKLY ADJUSTS TO FIT INSIDE OF BEARING; ALL PULLER FINGERS CONTACT THE BEARING WHEN ADJUSTED CORRECTLY
	5. HAMMER OF IRON, CR-MO STEEL JAW, CARBON STEEL LEG, HARDENED, PHOSPHATE AND CHROME PLATED

THIN TYPE TWO JAWS BEARING REMOVER



THIN TYPE TWO JAWS BEARING REMOVER

No.	DESCRIPTION
51.349.22	SPECIAL DESIGN FOR REMOVING THE BEARING IN NARROW SPACE
	WORKING DEPTH: 93MM
	JAW THICKNESS: 1.5MM
	APPLICABLE BEARING DIMENSION: 30-90MM

FAST FIT MICRO PULLER SET



FAST FIT MICRO PULLER SET

No.	DESCRIPTION
51.349.28	FOR RAPID REMOVAL OF SMALL BEARINGS, HARDENED CARBON STEEL, BLACK FINISHED AND CHROME PLATED. INCLUDING USE: ALTERNATORS/GENERATORS, DOMESTIC APPLIANCES, POWER TOOLS AND PUMPS
	MAX CAPACITY: 1 TON. SPREAD: 19MM-45MM. REACH: 73MM (2-7/8")


BALL JOINT PULLER SET SCREW TYPE



BALL JOINT PULLER SET SCREW TYPE

No.	DESCRIPTION
51.349.30	APPLICATION:
	AUDI, BMW, FORD, CHRYSLER, OPEL, SAAB, VOLVO, VW, NISSAN, TOYOTA
	SIZE: 23(DIA)X55MM(L), 28(DIA)X55(L), 34(DIA)X63(L)
	MATERIAL: CRV STEEL (#6140), PHOSPHOROUS ACID MN FINISH

SLIDE HAMMER



SLIDE HAMMER	
No.	DESCRIPTION
51.359.10	PROVIDES USAGE FOR MANY APPLICATIONS INCLUDING, REMOVAL OF FLANGE TYPE REAR AXELS REMOVAL OF STUBBORN OIL SEALS, BEARING AND PRESS FIT PARTS DENT OR LIP PULLER REVERSIBLE 2 AND 3 JAW INTERNAL AND EXTERNAL PULLING REQUIREMENTS SET COMES COMPLETE WITH INTERCHANGE FITTING TO PERFORM ALL OF THE ABOVE

NOTCHED V-BELT PULLEY TOOL



NOTCHED V-BELT PULLEY TOOL	
No.	DESCRIPTION
51.359.20	LENGTH: 14-3/8 (365MM), STRAP LENGTH: 31-1/2" (800MM) KEEPS THE PULLEY LOCKED IN PLACE FOR EASY REMOVAL OR INSTALLATION IDEAL FOR ROTATING CAM SHAFTS, FOR HOLDING PULLEYS ON ALTERNATORS, WATER PUMPS, ELECTRIC MOTORS & NUMEROUS OTHER APPLICATIONS

O RING / OIL SEAL PICK SET



O RING / OIL SEAL PICK SET	
No.	DESCRIPTION
51.930.00	STEEL BODY WITH BLACK FINISHING LENGTH: 184MM

O RING / OIL SEAL PICK SET



O RING / OIL SEAL PICK SET	
No.	DESCRIPTION
51.930.05	STEEL BODY WITH BLACK FINISHING LENGTH: 184MM

SCRIBE



SCRIBE	
No.	DESCRIPTION
51.930.10	STEEL BODY WITH BLACK FINISHING LENGTH: 194MM

TWEEZERS



TWEEZERS	
No.	DESCRIPTION
51.930.15	STEEL BODY AND ELECTROPLATING PVC INSULATION GRIP NEAL TIPS: 156MM CURVED: 154MM

5" AUTOMATIC CENTRE PUNCH



5" AUTOMATIC CENTRE PUNCH	
No.	DESCRIPTION
51.930.20	S2 TIP STEEL AND BODY - BRONZE, FULLY KNURLED



TELESCOPIC TUBE CUTTER



TELESCOPIC TUBE CUTTER	
No.	DESCRIPTION
51.340.15	CUTS COPPER, BRASS ALUMINIUM TUBING AND THIN WALL CONDUIT UP TO 1.1/8" CUTTER: 3~29mm(1/8"~1-1/8")

PROFESSIONAL PVC PIPE CUTTER



PROFESSIONAL PVC PIPE CUTTER	
No.	DESCRIPTION
51.340.05	HIGH CARBON STEEL BLADE WITH ALUMINIUM BODY CUT RANGE: 3~35mm

TUBE CUTTER



ZIP-ACTION TUBE CUTTER	
No.	DESCRIPTION
51.340.25	WITH SPACE CUTTER WHEEL CUTTER: 6~50mm(1/4"~2")

TUBE CUTTER



TUBE CUTTER	
No.	DESCRIPTION
51.340.10	RATCHETING 8~29mm(5/16"~1-1/8")
51.340.20	MINI CUTS: 3~16mm CUTTING CAPACITY: 1/8"~5/8"OD

DOUBLE FLARING TOOL




DOUBLE FLARING TOOL KIT	
No.	DESCRIPTION
51.340.50	WITH DROP FORGED YOKE TUBE CUTTER: 1/8" - 1,1/8" OR 3 - 28mm FLARING TOOL CAPACITY: 3/16"-1/4"-5/16"-3/8"-1/2"

3 IN 1 90° TUBE BENDER



3 IN 1 90° TUBE BENDER	
No.	DESCRIPTION
51.340.55	1/4", 5/16" & 3/8"

BRAKE FLUID TESTER



BRAKE FLUID TESTER

No.	DESCRIPTION
51.500.01	AUTO OFF FUNCTION

DISC PARK BRAKE CALIPER TOOL



DISC PARK BRAKE CALIPER TOOL

No.	DESCRIPTION
51.500.05	FOR ROTATING PISTONS BACK INTO THE CALIPER TO PROVIDE CLEARANCE FOR NEW PADS. HELPS PREVENT DAMAGE TO THE PISTON & BOOT. SUITABLE FOR: MERCEDES, BMW, VW, GM, AUDI, FORD, HONDA, SUBARU, MAZDA, NISSAN, MITSUBISHI, TOYOTA, ROVER, 4WD.

AIR BRAKE CALIPER WIND BACK



51.500.10



51.500.10S

AIR POWERED BRAKE CALIPER WIND BACK

No.	DESCRIPTION
51.500.10	1.THIS AIR POWERED BRAKE CALIPER WIND BACK TOOL USES AIR TO LAUNCH INSTEAD OF THE ORIGINAL MANUAL FASHION 2.IT IS AVAILABLE TO OPERATE LEFT AND / OR RIGHT HAND HELIX BOLT. 3.IT IS SUITABLE TO ALL KINDS OF CARS.
51.500.10S	SPARE BRAKE CALIPER FOR 51.500.10

ONE MAN BRAKE BLEEDER



ONE MAN BRAKE BLEEDER KIT

No.	DESCRIPTION
51.500.15	1.DESIGNED FOR BLEEDING INDIVIDUAL WHEELS OR MASTER CYLINDER JOBS AND ELIMINATING MESSY BRAKE FLUID SPILLS 2. INCLUDES FLUID COLLECTION BOTTLE WITH EXTRA-STRONG MAGNET


VACUUM BRAKE BLEDDER



VACUUM BRAKE BLEEDER SET

No.	DESCRIPTION
51.500.16	1 LITRE

DISC BRAKE SPREADER



DISC BRAKE SPREADER

No.	DESCRIPTION
51.500.17	0~70mm SPREAD HEAVY DUTY

DISC BRAKE PAD SPREADER



DISC BRAKE PAD SPREADER

No.	DESCRIPTION
51.500.18	FOR FRONT DISC BRAKES. QUICKLY COMPRESSES BRAKE PISTONS FOR EASY PAD REPLACEMENT WHEN REMOVING OR INSTALLING PADS.

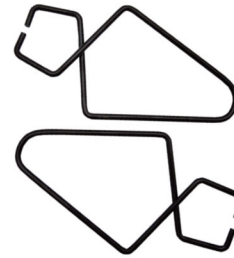


CALIPER WIND BACK KIT



DISC BRAKE CALIPER TOOL KIT	
No.	DESCRIPTION
51.500.20	THIS SET OFFERS A LARGE COVERAGE OF DISC BRAKE CALIPERS. THIS KIT IS SUITED TO BOTH LEFT & RIGHT APPLICATIONS.

BRAKE PISTON CLAMP



BRAKE PISTON CLAMP SET	
No.	DESCRIPTION
51.500.25	USE TO PREVENT PISTONS POPPING OUT OF WHEEL CYLINDERS WHILE CHANGING BRAKE SHOE. USE TO PREVENT PISTONS POPPING OUT OF WHEEL CYLINDERS WHILE CHANGING BRAKE SHOE. SUITS MOST CAR & TRUCK DRUM BRAKES. AUTOMATICALLY ADJUSTS TO APPLY PRESSURE AND IMMOBILISE PISTON. RANGE: 1-1/8" TO 3-1/4" (29MM TO 83MM)

DISC BRAKE PISTON TOOL



DISC BRAKE PISTON TOOL	
No.	DESCRIPTION
51.500.30	PROVIDES A FIRM GRIP FOR ROTATING THE PISTON BACK INTO THE CALIPER. SUITS: FORD LASER, FORD TELSTAR, FORD CAPRI, MAZDA 323 & 626

MAGNETIC CAMBER GAUGE




MAGNETIC CAMBER GAUGE	
No.	DESCRIPTION
51.510.00	ACCURATE CAMBER MEASURING TOOL FOR USE AFTER REPAIRS OR REPLACEMENT OF STRUTS, WHEEL ASSEMBLIES ETC. FOR CARS AND TRUCKS. VIALS HOUSED IN A DURABLE NON-MAGNETIC CASE WITH A MAGNETIC HEAD THAT ATTACHES FIRMLY TO ROTORS OR SPINDLES. RANGE: 50 POSITIVE TO 50 NEGATIVE IN 1/20 INCREMENTS.

TIE ROD SEPARATOR



TIE ROD SEPARATOR	
No.	DESCRIPTION
51.510.20	TEMPERED DROP FORGED STEEL , 18MM(21/32") FORK, 410MM (16") LENGTH, SEPARATING SHOCK ABSORBER LINKS.

HEAVY DUTY TIE ROD / BALL JOINT PULLER



HEAVY DUTY TIE ROD / BALL JOINT PULLER

No.	DESCRIPTION
51.510.23	THIS UNIVERSAL TIE ROD AND BALL JOINT PULLER IS FOR SEPARATING THE BALL JOINT FROM THE STEERING KNUCKLE. HEAVY DUTY PIVOT ACTION FOR THOSE STUBBORN BALL JOINTS ON MERCEDES "S" CLASS. MADE TO WITHSTAND HEAVY DUTY WORK. BALL JOINT OPENING - 2-1/8" (55MM). OVERALL LENGTH - 7-1/2" (190MM).

OFFSET CV BOOT CLAMP PLIER



OFFSET CV BOOT CLAMP PLIER

No.	DESCRIPTION
51.510.25	UNIQUE 90O OFFSET DESIGN FOR WORKING IN CONFINED AREAS. ALLOWS YOU TO WORK ON LARGE SIZE BOOT CLAMPS, TOP PLATE ON PLIERS FLATTEN THE CRIMP. USE ON EARED CLAMPS. ALSO INSTALLS PERMA-QUICK TYPE CLAMPS USED ON FUEL FILTER, COOLING SYSTEM & VACUUM LINES.

CV BOOT CLAMP PLIER (EARED)



CV BOOT CLAMP PLIER (EARED)

No.	DESCRIPTION
51.510.35	FOR EAR TYPE CLAMPS. FITS LATE MODEL GM CV JOINT BOOTS. ALSO INSTALLS PERMA-QUICK TYPE CLAMPS QUICKLY AND EASILY USE FOR FILTER, COOLING SYSTEM AND VACUUM LINES.

CV BOOT CLAMP PLIER (EARLESS)



CV BOOT CLAMP PLIER (EARLESS)

No.	DESCRIPTION
51.510.40	WORKS ON EARLESS TYPE CLAMPS. CRIMPS THE BAND ON CV BOOT CLAMPS DURING INSTALLATION OF NEW BOOTS. LENGTH: 7" (180MM)

HOSE CLAMP PLIER



HOSE CLAMP PLIER

No.	DESCRIPTION
51.510.50	SPECIAL TIP ON PLIERS ALLOW MECHANIC TO GRIP CLAMP IN MANY POSITIONS TO TIGHTEN CLAMP AROUND BOOT. FOR USE ON NOTCHED CLAMPS & EARLESS TYPE CLAMPS. RATCHET WILL LOCK FOR EASE OF USE. LENGTH: 8" (200MM)

CV BOOT REMOVER & REPLACER



CV BOOT REMOVER & REPLACER

No.	DESCRIPTION
51.510.55	DESIGNED TO INSTALL & REMOVE CV JOINT BOOTS & RETAINING RINGS. FITS ALL GM & FRONT WHEEL DRIVE CARS WITH STAMPED RETAINER RINGS. LENGTH: 14" (355MM)



CV BOOT CLAMP INSTALLER



CV BOOT CLAMP INSTALLER	
No.	DESCRIPTION
51.510.60	INSTALLS CV BOOT HOSE CLAMPS WITH EASE

TELESCOPIC COMPRESSOR FOR SHOCK ABSORBER SPRINGS



TELESCOPIC COMPRESSOR FOR SHOCK ABSORBER SPRINGS	
No.	DESCRIPTION
51.520.05	SMALL DISC: 70 X 130MM. LARGE DISC: 90 X 150MM. MAIN SPINDLE: 393MM. SUITS GM, FORD, TOYOTA, NISSAN, MERCEDES BENZ, SAAB, VOLVO.

SPRING COMPRESSOR



SPRING COMPRESSOR	
No.	DESCRIPTION
51.520.18	THE SPINDLES ARE EQUIPPED WITH CONTRA-ROTATING THREADS THAT ELIMINATE THE RISK OF SLIPPING AROUND THE SPRING. COMPRESSION LENGTH - 65-200MM.

INTERNAL COIL SPRING COMPRESSOR



INTERNAL COIL SPRING COMPRESSOR	
No.	DESCRIPTION
51.520.20	COMPRESSES COIL SPRINGS ON MOST CARS AND PICKUP TRUCKS WITH DUAL WISHBONE SUSPENSION & ACCESS THROUGH CENTRE OF THE SPRING. (FORD, GM ETC). WITH THIS TOOL YOU CAN REMOVE AND REPLACE COIL SPRINGS QUICKLY AND SAFELY. MAKES AN EASY JOB OF INSTALLING FORD COIL SPRING MOUNTS. 300MM MAX JAW OPENING.

MACPHERSON STRUT SPRING COMPRESSOR



MACPHERSON STRUT SPRING COMPRESSOR	
No.	DESCRIPTION
51.520.25	THIS TOOL IS DESIGNED TO BE USED ON ALL VEHICLES EQUIPPED WITH MACPHERSON STRUTS. ALLOWS YOU TO QUICKLY COMPRESS THE COIL SPRING TO REPLACE SHOCK ABSORBERS, SPRING SETS, REPAIR BENT STRUTS AND DAMAGED SPINDLES. WORKS WITH SPRINGS UP TO 6" OUTSIDE DIAMETER & WIRE DIAMETER OF A MAXIMUM OF 5/8" UNC.

UNIVERSAL SPRING NOT COMPRESSOR SET



UNIVERSAL SPRING NOT COMPRESSOR SET	
No.	DESCRIPTION
51.520.30	FOR USE WITH ALL MACPHERSON STRUTS THAT SPRING PRESSURE DOES NOT EXCEED 800NM. THE SPINDLES ARE EQUIPPED WITH CONTRA-ROTATING THREADS THAT ELIMINATE THE RISK OF SLIPPING AROUND THE SPRING. LENGTH - 65-200MM & 65-370MM.

ADJUSTABLE WHEEL BEARING LOCK NUT WRENCH SET



ADJUSTABLE WHEEL BEARING LOCK NUT WRENCH SET

No.	DESCRIPTION
51.520.50	ADJUSTABLE JAWS TO SUIT BOTH 6 POINT AND 8 POINT WHEEL BEARING LOCK NUT FROM 1. 3/4" (45MM) TO 5 5/8" (145MM)
	DESIGN FEATURES A LOCKING MECHANISM TO ENSURE JAWS ARE RIDGID TO PREVENT SLIPPING ON NARROW LOCK NUTS.
	INCLUDES THREE PAIRS OF PINS FOR USE ON PIN TYPE LOCK NUTS.
	SUPPLIED IN BLOW MOLD CASE.
	RANGE: 1.3/4" (45MM) TO 5.5/8" (145MM) HIGH TORQUE 3/4" DR WITH 1/2" DR ADAPTOR.

DUAL END VALVE CORE REMOVER / REPLACER



DUAL END VALVE CORE REMOVER / REPLACER

No.	DESCRIPTION
51.520.55	SLOTTED ENDS REMOVE & REPLACE TYRE VALVE CORES. SCREWDRIWER HANDLE MAKES IT EASY TO USE.
	LENGTH: 140MM. BORE LENGTH: 45-63MM

SNAP-IN TYRE VALVE INSTALLER



SNAP-IN TYRE VALVE INSTALLER

No.	DESCRIPTION
51.520.60	SIMPLIFIES TUBELESS TYRE VALVE REMOVAL & INSERTION. SWIZEL HEAD SCREWS ONTO VALVE & GRADUATED HANDLE
	NOTCHES ADAPT TO VARIOUS RIM SIZES.
	POSITIVE POLE. LENGTH: 12" (300MM)

TYRE LEVER



TYRE LEVER


No.	DESCRIPTION
51.520.65	TRADE QUALITY CRV, 650MM (26")

6" OFF-SET VICE



6" OFF-SET VICE	
No.	DESCRIPTION
61.580.06	6" (150mm)
	NET WEIGHT: 24.5 KGS
	ENGINEERS FULL STEEL CONSTRUCTION

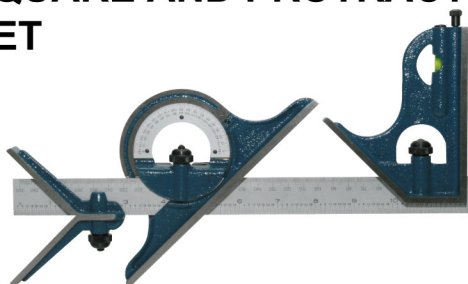
ELECTRONIC VERNIER



ELECTRONIC VERNIER	
No.	DESCRIPTION
61.150.02S	6" / 150mm

- DUAL SCALE
- ZERO SETTING AT ANY POSITION
- LOW BATTERY WARNING
- LCD DISPLAY
- TEMPERED STAINLESS STEEL

12" (300MM) COMBINATION SQUARE AND PROTRACTOR SET



12" (300MM) COMBINATION SQUARE AND PROTRACTOR SET	
No.	DESCRIPTION
61.360.10	12" (300mm)
	HARDENED AND TEMPERED BLADE
	THIS MULTI-PURPOSE COMBINATION PROTRACTOR SET FEATURES RULER, SPIRIT LEVEL AND SCRIBER, CASTMETAL STOCK,
	CENTER HEAD 180 DEGREES PROTRACTOR AND MILLED FACES.

STEP DRILL



3PC STEP DRILL SET	
No.	DESCRIPTION
61.110.03	4~12mm (5 STEPS) - 5mm SHANK
	6~20mm (8 STEPS) - 6mm SHANK
	6~30mm (13 STEPS) - 10mm SHANK

- HIGH QUALITY HSS, M2

REDUCED SHANK DRILL



8PC 1/2" REDUCED SHANK DRILL SET	
No.	DESCRIPTION
61.110.08	9/16", 5/8", 11/16", 3/4", 13/16", 7/8", 15/16", 1"

- HIGH QUALITY HSS, M2

DRILL SET



118 DEGREE SPLIT POINT

61.110.25



61.110.29

25PC DRILL SET (METRIC)

No.	DESCRIPTION
61.110.25	1.0-13.0- X 0.5mm RISES HIGH QUALITY HSS M2 STEEL (FULLY GROUND) DIN338, 118 DEGREE SPLIT POINT.

29PC DRILL SET (SAE)

No.	DESCRIPTION
61.110.29	1/16"-1/2" X 1/64" RISES HIGH QUALITY HSS M2 STEEL (FULLY GROUND) DIN338, 118 DEGREE SPLIT POINT.

6PC COUNTERSINK SET (METRIC)



6PC COUNTERSINK SET (METRIC)

No.	DESCRIPTION
61.110.60	6.3, 8.3, 10.4, 12.4, 16.5, 20.5mm HIGH QUALITY HSS M2 STEEL

CARBIDE BURR CYLINDRICAL



CARBIDE BURR CYLINDRICAL

No.	DESCRIPTION
61.991.SA5	DIA: 1/2" LENGTH: 1" SHANK: 1/4" OVERALL LENGTH: 2-3/4"

CARBIDE BURR BALL NOSE



CARBIDE BURR BALL NOSE

No.	DESCRIPTION
61.991.SC5	DIA: 1/2" LENGTH: 1" SHANK: 1/4" OVERALL LENGTH: 2-3/4"

CARBIDE BURR ROUND TREE



CARBIDE BURR ROUND TREE

No.	DESCRIPTION
61.991.SF5	DIA: 1/2" LENGTH: 1" SHANK: 1/4" OVERALL LENGTH: 2-3/4"



CARBIDE BURR



9PC CARBIDE BURR SET

No.	DESCRIPTION
61.991.09	DOUBLE CUT SHANK: 1/4"
	LARGE BURR HEAD

CARBIDE BURR



9PC CARBIDE BURR SET

No.	DESCRIPTION
61.992.09	NON-FERROUS SHANK: 1/4"

WARNING!

WITH HYDRAULIC EQUIPMENT, NEVER USE BRAKE FLUID, DETERGENT MOTOR OIL, TRANSMISSION OIL OR ANY OTHER HIGHLY VISCOUS OR VOLATILE OIL. THESE COULD DAMAGE SEALS AND RESULT IN JACK FAILURE.

20,000 KG HYDRAULIC SHOP PRESS



20,000 KG HYDRAULIC SHOP PRESS

No.	DESCRIPTION
71.900.20A	WORKING RANGE: 0-725mm NET WEIGHT: 96 KGS


20,000 KG HYDRAULIC SHOP PRESS WITH TWIN SPEED PUMP AND GAUGE



20,000 KG HYDRAULIC SHOP PRESS WITH TWIN SPEED PUMP AND GAUGE

No.	DESCRIPTION
71.900.20G	WORKING RANGE: 0-725mm NET WEIGHT: 133.5 KGS

1,800KG LOW PROFILE GARAGE JACK




DOUBLE ACTING CYLINDER FOR FAST LIFT

1,800KG LOW PROFILE GARAGE JACK

No.	DESCRIPTION
71.700.20	WORKING RANGE: 95-490mm HEAVY STEEL FRAME, NET WEIGHT: 47 KGS DOUBLE ACTING CYLINDER. SAFETY BYPASS SYSTEM PREVENTS DAMAGE. RUBBER SADDLE PAD AND HANDLE BUMPER. PROTECT THE VEHICLE FROM DAMAGE. AUTOMATIC OVERLOAD PROTECTION SYSTEM.



3,000KG LOW PROFILE GARAGE JACK



DOUBLE ACTING CYLINDER FOR FAST LIFT

3,000KG LOW PROFILE GARAGE JACK

No.	DESCRIPTION
71.700.30	Capacity:3000KG
	Height Lowered:100mm
	Height Raised:550mm
	Product Size:820*330*195mm
	NW/GW:48/51KG

GARAGE JACK



GARAGE JACK

No.	DESCRIPTION
71.800.05	5000KG LOAD CAPACITY
	WORKING RANGE: 155-585MM, NET WEIGHT: 112KGS
71.800.10	10,000KG LOAD CAPACITY
	WORKING RANGE: 170-570MM, NET WEIGHT: 166KGS
	SAFETY BYPASS SYSTEM PREVENTS DAMAGE.

AIR OPERATED HYDRAULIC JACK



AIR OPERATED HYDRAULIC JACK

No.	DESCRIPTION
71.840.20	20,000KG LOAD CAPACITY, NET WEIGHT: 53kgs
	WORKING RANGE: 210-450MM
71.840.30	35,000KG LOAD CAPACITY, NET WEIGHT: 58.5KGS
	WORKING RANGE: 250-525MM
71.840.50	50,000KG LOAD CAPACITY, NET WEIGHT: 72KGS
	WORKING RANGE: 290-600MM
	SAFETY OVERLOAD SYSTEM PREVENTS FROM BEING USED BEYOND ITS RATED CAPACITY.
	EXTENSION SCREW GIVES ADDED HEIGHT WHEN REQUIRED.
	TOP RELEASE VALVE ALLOWS JACK OPERATION AT ANY HANDLE POSITION.
	HANDLE LOCKING LEVER SECURE HANDLE IN VERTICLE, MIDDLE, HORIZONTAL POSITION.
	USE HYDRAULIC FLUID ISO68.

10,000 - 20,000KG 2 STAGE ALUMINIUM AIR JACK



10,000 - 20,000KG 2 STAGE ALUMINIUM AIR JACK

No.	DESCRIPTION
71.800.20	WORKING RANGE: 170-320MM, NET WEIGHT: 30.5KGS
	ALUMINIUM LIGHT WEIGHT CONSTRUCTION

500KG TWO STAGE TRANSMISSION JACK



500KG TWO STAGE TRANSMISSION JACK

No.	DESCRIPTION
71.910.05	WORKING RANGE: 870-1800MM
	HEAVY DUTY STEEL CONSTRUCTION, NET WEIGHT: 91KGS

AIR OPERATED BOTTLE JACK



71.600.12

71.600.12S



71.600.20

71.600.20S

AIR OPERATED BOTTLE JACK

No.	DESCRIPTION
71.600.12	WORKING RANGE: 260-500MM
71.600.12S	WORKING RANGE: 175-310MM(SQUAT)
71.600.20	WORKING RANGE: 265-510MM
71.600.20S	WORKING RANGE: 178-380MM(SQUAT)
	OPERATES MANUALLY OR WITH AIR
	SAFETY OVERLOAD SYSTEM PREVENTS JACK FROM BEING USED BEYOND ITS RATED CAPACITY

BOTTLE JACK



BOTTLE JACK

No.	CAPACITY	MIN. HEIGHT	MAX. HEIGHT	LIFT HEIGHT	SCREW HEIGHT	TYPE
71.500.06	6,000KG	200mm	405mm	125mm	80mm	STANDARD
71.500.08	8,000KG	238mm	478mm	160mm	80mm	STANDARD
71.500.12	12,000KG	215mm	400mm	125mm	60mm	STANDARD
71.500.12S	12,000KG	190mm	350mm	100mm	60mm	SQUAT
71.500.20	20,000KG	244mm	449mm	145mm	60mm	STANDARD
71.500.20S	20,000KG	190mm	350mm	100mm	60mm	SQUAT



3,000KG LONG RAM JACK - FLAT



3,000KG LONG RAM JACK - FLAT	
No.	DESCRIPTION
71.550.03F	WORKING LOAD LIMIT: 3,000KG
	CLOSED HEIGHT: 590MM
	LIFT: 480MM
	MAXIMUM HEIGHT: 1070MM
	RAM DIAMETER: 28MM
	BASE AREA: 115MMX100MM
	CYLINDER DIAMETER: 75MM
	HOLE IN END OF RAM & CLEVIS: 17MM DIA.
	NET WEIGHT: 9.6KG

3,000KG LONG RAM JACK W/ CLEVIS



3,000KG LONG RAM JACK W/ CLEVIS	
No.	DESCRIPTION
71.550.03C	WORKING LOAD LIMIT: 3,000KG
	CLOSED HEIGHT: 590MM
	LIFT: 480MM
	MAXIMUM HEIGHT: 1070MM
	RAM DIAMETER: 28MM
	BASE AREA: 115MMX100MM
	CYLINDER DIAMETER: 75MM
	HOLE IN END OF RAM & CLEVIS: 17MM DIA.
	NET WEIGHT: 9.6KG

5,000KG LONG RAM JACK - FLAT



5,000KG LONG RAM JACK - FLAT	
No.	DESCRIPTION
71.550.05F	WORKING LOAD LIMIT: 5,000KG
	CLOSED HEIGHT: 594MM
	LIFT: 480MM
	MAXIMUM HEIGHT: 1074MM
	RAM DIAMETER: 30MM
	BASE AREA: 115MMX100MM
	CYLINDER DIAMETER: 80MM
	HOLE IN END OF RAM & CLEVIS: 17MM DIA.
	NET WEIGHT: 10.5KG

5,000KG LONG RAM JACK W/ CLEVIS



5,000KG LONG RAM JACK W/ CLEVIS	
No.	DESCRIPTION
71.550.05C	WORKING LOAD LIMIT: 5,000KG
	CLOSED HEIGHT: 594MM
	LIFT: 480MM
	MAXIMUM HEIGHT: 1074MM
	RAM DIAMETER: 30MM
	BASE AREA: 115MMX100MM
	CYLINDER DIAMETER: 80MM
	HOLE IN END OF RAM & CLEVIS: 17MM DIA.
	NET WEIGHT: 10.5KG

8,000KG LONG RAM JACK - FLAT



8,000KG LONG RAM JACK - FLAT

No.	DESCRIPTION
71.550.08F	WORKING LOAD LIMIT: 8,000KG
	CLOSED HEIGHT: 614MM
	LIFT: 480MM
	MAXIMUM HEIGHT: 1098MM
	RAM DIAMETER: 34MM
	BASE AREA: 115MMX100MM
	CYLINDER DIAMETER: 85MM
	HOLE IN END OF RAM & CLEVIS: 17MM DIA.
	NET WEIGHT: 14.5KG

8,000KG LONG RAM JACK W/ CLEVIS



8,000KG LONG RAM JACK W/ CLEVIS

No.	DESCRIPTION
71.550.08C	WORKING LOAD LIMIT: 8,000KG
	CLOSED HEIGHT: 614MM
	LIFT: 480MM
	MAXIMUM HEIGHT: 1098MM
	RAM DIAMETER: 34MM
	BASE AREA: 115MMX100MM
	CYLINDER DIAMETER: 85MM
	HOLE IN END OF RAM & CLEVIS: 17MM DIA.
	NET WEIGHT: 14.5KG

8,000KG LONG RAM AIR JACK



8,000KG LONG RAM AIR JACK

No.	DESCRIPTION
71.550.08CA	WORKING LOAD LIMIT: 8,000KG
	CLOSED HEIGHT: 680MM
	LIFT: 480MM
	MAXIMUM HEIGHT: 1160MM
	RAM DIAMETER: 34MM
	BASE AREA: 115MMX100MM
	CYLINDER DIAMETER: 90MM
	HOLE IN END OF RAM & CLEVIS: 17MM DIA.
	NET WEIGHT: 16KG



PORTA POWER 10 TON



PORTA POWER 10 TON	
No.	DESCRIPTION
71.010.00	COMPACT PLASTIC MOULD CARRY CASE
	AUTOMATIC PUMP OVERLOAD SYSTEM PREVENTS RAM AND EQUIPMENT DAMAGE
	LONG HANDLES FOR LOW PUMPING EFFORT
	SNAP LOCK DESIGN FOR FAST AND EASY ASSEMBLY
	DURABLE HEAVY WALLED EXTENSION TUBES FOR LONG SERVICE LIFE
	SPECIFICATIONS:
	150MM RAM STROKE
	150MM MIN LIFT
	460MM MAX LIFT
	10,000KG CAPACITY WITH PUSH ON ACCESSORIES
	KIT INCLUDES:
	MALE CONNECTOR, WEDGE HEAD, SERRATED SADDLE, FLAT BASE, RAM TOE, PLUNGER TOE, RUBBER HEAD
	90 COMBINATION HEADER AND SPREADER
	685, 456, 250M 127MM EXTENSION TUBES

AIR HYDRAULIC FOOT PUMP W/ AIR HOSE & FITTINGS



AIR HYDRAULIC FOOT PUMP W/ AIR HOSE & FITTINGS	
No.	DESCRIPTION
71.010.25	A HEAVY DUTY ALUMINIUM RESERVOIR FOR DURABILITY AND LIGHT WEIGHT
	ALL INTERNAL MOVING PARTS CONSTRUCTED ON METAL, NOT PLASTIC
	BUILT IN SAFETY RELIEF VALVE MADE TO PROTECT HYDRAULIC COMPONENTS REGARDLESS OF AIR PRESSURE
	SPECIFICATION:
	RESERVOIR CAPACITY: 2.5 LITRE
	AIR PRESSURE RANGE: 1.72-8.62BAR
	MAX OUTPUT HYDRAULIC PRESSURE: 69MPA
	OIL FLOW AT 100PSI: 0.8 L/MIN
	OIL FLOW AT 1000PSI: 0.11L/MIN
	OVERALL HEIGHT: 200MM
	OVERALL LENGTH: 315MM
	OVERALL WIDTH: 150MM
	HYDRAULIC HOSE LENGTH: 2500MM
	NET WEIGHT: 10KG

ASSORTED HOSE CLAMPS



60PC ASSORTED HOSE CLAMPS

No.	DESCRIPTION
91.060.10	STAINLESS STEEL, 5 x 6~16mm, 10 x 11~12mm, 10 x 13~23mm, 5 x 14~27mm, 5 x 21~24mm, 5 x 27~51mm, 3 x 33~57mm, 3 x 40~63mm, 2 x 46~70mm, 2 x 52~76mm

MINI ENGRAVER



MINI ENGRAVER

No.	DESCRIPTION
91.610.10	2 x BATTERIES DIAMOND TIPPED MINI ENGRAVER SPEED: 15,000 RPM

HYDRAULIC PIPE BENDER



HYDRAULIC PIPE BENDER

No.	DESCRIPTION
91.866.12	DIE SIZES: 1/2", 3/4", 1", 1-1/4", 1-1/2", 2" NET WEIGHT: 41KGS
91.866.16	DIE SIZES: 1/2, 3/4, 1, 1-1/4, 1-1/2, 2, 2-1/2, 3" NET WEIGHT: 71KGS SRRING RETURN

RATCHET TIE DOWN WITH HOOK AND KEEPER



RATCHET TIE DOWN WITH HOOK AND KEEPER

No.	DESCRIPTION
91.901.06	35mm X 6M, LASHING CAPACITY: 1250KG
91.901.09	50mm X 9M, LASHING CAPACITY: 2500KG
91.901.11	50mm X 11M, LASHING CAPACITY: 2500KG MATERIAL: 100% POLYESTER

4 X 4 RECOVERY CHAIN



4 X 4 RECOVERY CHAIN	
No.	DESCRIPTION
91.902.60	5M X 8mm GRADE 70 WITH CLEVIS CRADLE GRAB HOOKS AND LUG LINK.
	NOT TO BE USED FOR LIFTING

BOW SHACKLE 'S' GRADE



BOW SHACKLE 'S' GRADE	
No.	DESCRIPTION
91.904.16	16mm, RATED CAPACITY: 3-1/4 TON
91.904.19	19mm, RATED CAPACITY: 4-3/4 TON

TRANSPORT LOAD CHAIN KIT



TRANSPORT LOAD CHAIN KIT	
No.	DESCRIPTION
91.902.70	9M X 8mm GRADE 70 CHAIN WITH GRAB HOOKS LASHING CAPACITY: 3800KGS

TRUCKER'S FORGED RATCHET TYPE LOADBINDER



TRUCKER'S FORGED RATCHET TYPE LOADBINDER	
No.	DESCRIPTION
91.902.50	WITH EYE GRAB HOOKS, COMPLIES WITH WINGS GRADE 70 CHAIN
	SIZES: 7 & 8mm
	LASHING CAPACITY: 7mm CHAIN LC 3000KGS
	8mm CHAIN LC 3800KGS
	MAXIMUM BREAK STRENGTH: 8600KGS

CLEVIS HOOK



CLEVIS HOOK	
No.	DESCRIPTION
91.902.06	6mm
91.902.78	7-8mm
91.902.10	10mm
90.902.13	13mm
	GRADE 70

7.2 CORDLESS LI ON SPRAYER



7.2 CORDLESS LI ON SPRAYER

No.	DESCRIPTION
91.060.10	HIGH QUALITY SANYO LI-ION CELLS
	50+ MINUTES OF CONTINUOUS USE PER CHARGE
	16L BACKPACK SPRAYER TANK WITH SHOULDER HARNESS
	TANK/GUN SHUT-OFF VALVE
	DURABLE/FLEXIBLE TANK TO SPRAY GUN CONNECTION HOSE
	INCLUDES EXTENSION WAND FOR REACHING HARD TO REACH PLACES
	2 POSITION OPTIONAL SPRAY MODES:
	FINE MIST
	STREAMING FLOW
	SAFETY TRIGGER WITH LOCK-OFF SWITCH
	LED POWER INDICATOR
	QUICK PLUG-IN FOR CHARGING
	ADVANCED ERGONOMIC DESIGN
	LIGHT WEIGHT CONSTRUCTION
	LOW NOISE OPERATIONS

4X4 POWER WINCH



WIRE CABLE FITTED

9500LB 4X4 POWER WINCH

No.	DESCRIPTION
91.880.10	RATED LINE PULL: 9500LBS (4309KGS) SINGLE LINE
	MOTOR: 3.85KW/5.3HP, SERIES WOUND
	CONTROL: REMOTE SWITCH, 11.5FT(3.5M)LEAD
	GEAR TRAIN: 3 STAGE PLANETARY
	GEAR TRAIN RATIO: 265:1
	CLUTCH: SLIDING RING GEAR
	BRAKING ACTION: AUTOMATIC IN-THE-DRUM
	DRUM SIZE: $\Phi 2.5''(64)MM \times (8.8'')$ 233.5MM
	CABLE: STEEL, $\Phi 8.3MM \times 28M$
	OVERALL DIMENSIONS: 19.8"X6.3"X8.5" (529MMX160MMX217MM)
	MOUNTING BOLT PATTERN: 255MMX114MM $\Phi 11$
	WEIGHT: N.W.36KG G.W.38KG
	PACKING SIZE: 610X350X270MM

4X4 POWER WINCH



DYNEEMA ROPE FITTED

12000LB 4X4 POWER WINCH

No.	DESCRIPTION
91.880.20	RATED LINE PULL: 12000LBS (5443KGS) SINGLE LINE
	MOTOR: 3.9KW/5.35HP, SERIES WOUND
	CONTROL: REMOTE SWITCH, 11.5FT(3.5M)LEAD
	GEAR TRAIN: 3 STAGE PLANETARY
	GEAR TRAIN RATIO: 265:1
	CLUTCH: SLIDING RING GEAR
	BRAKING ACTION: AUTOMATIC IN-THE-DRUM
	DRUM SIZE: $\Phi 2.5''(64)MM \times (8.8'')$ 233.5MM
	CABLE: DYNEEMA ROPE, $\Phi 9.5MM \times 28M$
	OVERALL DIMENSIONS: 19.8"X6.3"X8.5" (527MMX160MMX217MM)
	MOUNTING BOLT PATTERN: 255MMX114MM $\Phi 11$
	WEIGHT: N.W.38KG G.W.40KG
	PACKING SIZE: 610X350X270MM



HAND WINCHES



HAND WINCHES					
No.	DESCRIPTION	GEAR RATIO	RATCHET TYPE	HANDLE LENGTH (INCH)	WIRE ROPE
91.890.06	600LBS/270KGS TRAILER WINCH, TWO PIECES RIVETED GEAR	3:1	ONE WAY /NEUTRAL	6"	8MX \varnothing 4.0MM
91.890.08	800LBS/360KGS TRAILER WINCH, TWO PIECES RIVETED GEAR	3:1	TWO WAY /NEUTRAL	6"	8MX \varnothing 4.0MM
91.890.10	1000LBS/450KGS TRAILER WINCH, TWO PIECES RIVETED GEAR	4:1	TWO WAY /NEUTRAL	7"	10MX \varnothing 4.0MM
91.890.12	1200LBS/540KGS TRAILER WINCH, TWO PIECES RIVETED GEAR	4:1	TWO WAY /NEUTRAL	7"	10MX \varnothing 4.0MM
91.890.15	1500LBS/680KGS TRAILER WINCH, TWO PIECES RIVETED GEAR	3.5:1	TWO WAY /NEUTRAL	7"	10MX \varnothing 4.76MM
91.890.20	2000LBS/900KGS TRAILER WINCH, TWO PIECES RIVETED GEAR	4:1	TWO WAY /NEUTRAL	7"	10MX \varnothing 4.76MM

WARRANTY

Jimmy Tools & Equipment manufactures and markets Professional Hand Tools, Air Tools, Specialty Service Tools and Workshop Equipment all to represent quality and value as a matter of policy.

All our products are engineered and manufactured to the highest quality standards and are warranted to be free of defects in workmanship and materials.

Any Jimmy Tools & Equipment products which fail during its normal useful life to perform satisfactorily will be repaired or replaced at no charge.

Jimmy Air Tools are warranted for 12 months, from date of sale to the end user. This warranty covers faulty workmanship and materials only. Accessories such as pads, blades, retainer springs, chisels, chucks or any other such attachments are not included.

Products which are being claimed for warranty are to be returned to Jimmy Tools or an appointed warranty agent freight prepaid with your name, address, adequate proof of date of purchase and short description of defect. This warranty does not apply to products which have been abused, misused, modified or repaired by anyone other than a Jimmy appointed repair agent.

Hand tools are covered against manufacturing defects or faulty materials. It also does not cover overloading, abuse, misuse and normal wear and tear.

Jimmy Tools will not warranty the following items:

- CRV sockets used on impact guns
- Ratchets that have been affected by normal wear and tear, or that have been dented or grooved
- Broken circlips plier tips
- Hexagon keys
- Driving bits and impact driver bits
- Cold chisels and pin punches
- Screwdriver & screwdriver bits
- Breaker Bars

Air Compressors – 12 Months Warranty

Workshop Equipment & Hydraulics – 12 Months Warranty

PLEASE ENSURE ALL SCREW THREADS ARE CLEAN AND LUBRICATED TO AVOID DAMAGE UNDER LOAD



PROFESSIONAL QUALITY TOOLS

Jimy Tools & Equipment Pty Ltd (Adelaide Office)

Charles Sturt Industrial Estate

Unit 16 853-867 Port Rd


Woodville SA 5011

P: +00 61 8 8 347 4455

F: +00 61 8 8 347 4488

E: sales@jimy.biz

Distributed By:



www.jimytools.com.au